

# PAVELOC



PRODUCT RESOURCE GUIDE  
2014



## WHY PAVELOC?

Because quality matters. Paveloc creates unsurpassed textures and color blending in all of our products and provides strength and durability that far exceeds industry standards. From the smooth surfaces of our standard pavers to the lifelike carvings in our textured stones, Paveloc's surface textures are second to none. Our color blending provides a visual appeal that creates a perfect addition to any home. Paveloc's products are tested regularly and not only meet, but consistently exceed industry standards for strength and durability. Choosing Paveloc lets you relax your mind knowing you chose the right product, while you relax your body on a patio you absolutely love.

## OUR WARRANTY

Paveloc provides a Transferable Lifetime Guarantee\* on the structural integrity of our paving stones, slabs and retaining wall units to the original purchaser of the product for residential use. Any materials installed and maintained to our guidelines, and subject to normal wear, that prove defective, will be replaced without cost. Color matching cannot be guaranteed and replacement labor is not included. Proof of purchase is required.

\*Transferable Lifetime Guarantee

Register your project within 60 days of your dated proof of purchase to ensure your Paveloc Guarantee is fully transferable! Simply go online at [paveloc.com](http://paveloc.com) and follow the registration instructions. Once processed, you will receive an original Transferable Warranty Certificate for your records.

## ENDURACOLOR™

A traditional manufacturing process which incorporates a concentrated mix of wear resistant materials on the surface of the stone to enhance color and wear performance extending the aesthetic longevity of the stone surface.



This symbol indicates that the Paveloc product you are looking at facilitates the flow of water from the surface into the joints and into the ground below. Paveloc's exclusive line of permeable pavement products, indicated by this symbol, are recognized and awarded with internationally accepted Leadership in Energy and Environmental Design (LEED) credits required by the Green Building Rating System™ for green building construction.

## TABLE OF CONTENTS

### PAVERS


- 4 Beacon Hill Flagstone™
- 6 Thornbury™
- 7 Avante Ashlar™
- 8 Trevia™
- 9 Bravado™
- 10 Colonial
- 11 Antiqued Colonial
- 12 Holland
- 13 Double Holland
- 13 Holland 12 X 12
- 14 Victorian
- 15 Turfstone®

### RETAINING WALLS

- 16 Rivercrest™ Wall
- 18 Creta™ Wall
- 21 Bravado™ Wall
- 22 Ledgestone™ Pillar Cap, Coping & Steps
- 23 Bullet Edger

### INSTALLATION & PRODUCTS

- 15 Permeable Stone Installation Diagram
- 23 Edge Restraints
- 24 Cleaning Products
- 24 Adhesives & Sealing Products
- 26 Sands
- 29 Terms & Conditions of Sale
- 30 Accessory Quick Reference Guide
- 34 2014 Freight Rates
- 34 Important Notes
- 35 Calculation Charts







ALPINE GREY (NATURAL / BUFF / CHARCOAL)



BAVARIAN BLEND (BROWN / CREAM / CHARCOAL)

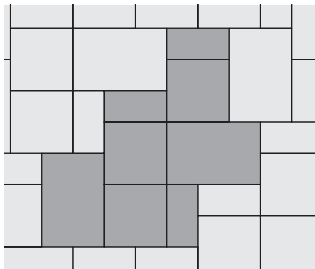


SYCAMORE (BROWN/BUFF/CHARCOAL)

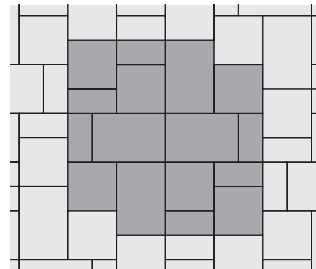


			Random Bundle Individual units cannot be sold separately.
LARGE RECTANGLE 21.25" x 14.13" x 2.38"	SQUARE 14.13" x 14.13" x 2.38"	SMALL RECTANGLE 7.07" x 14.13" x 2.38"	

LAYING PATTERNS



A - 25% Large Rectangle, 37.5% Small Rectangle, 37.5% Square




B - 25% Large Rectangle, 37.5% Small Rectangle, 37.5% Square

Beacon Hill Flagstone™ is not suitable for vehicular applications.

Stones & Bundling	Unit Thickness	SqFt/ Bundle	SqFt/ Section	SqFt/ Stone	Sections/ Bundle	LnFt/Sec (Soldier)	SqFt/LnFt (Soldier)	LnFt/Bdl (Soldier)	Units/ SqFt	Lbs/ Bundle	Lbs/ Section	Units/ Bundle
Random Full Bundle		104	-	-	-	-	1.18	79.34	-	2720	-	80
Large Rectangle	2 <sup>3</sup> / <sub>8</sub> "	-	-	2.08	-	-	-	-	0.48	-	-	20
Square	2 <sup>3</sup> / <sub>8</sub> "	-	-	1.39	-	-	-	-	0.75	-	-	30
Small Rectangle	2 <sup>3</sup> / <sub>8</sub> "	-	-	0.69	-	-	-	-	1.49	-	-	30

Important: Textured surfaces require a buffer between the plate compactor and the paver surface to prevent scuffing.







ALPINE GREY (NATURAL / BUFF / CHARCOAL)




BAVARIAN BLEND (BROWN / CREAM / CHARCOAL)




SYCAMORE (BROWN / BUFF / CHARCOAL)




			Random Bundle Individual units cannot be sold separately.
LARGE RECTANGLE 13.75" x 16.5" x 2.75"	MEDIUM RECTANGLE 13.75" x 8.25" x 2.75"	SMALL RECTANGLE 6.88" x 8.25" x 2.75"	


LAYING PATTERNS



A - 49% Large Rectangle, 34% Medium Rectangle, 17% Small Rectangle



B - 49% Large Rectangle, 34% Medium Rectangle, 17% Small Rectangle



C - 49% Large Rectangle, 34% Medium Rectangle, 17% Small Rectangle

Stones & Bundling	Unit Thickness	SqFt/ Bundle	SqFt/ Section	SqFt/Stone	Sections/ Bundle	LnFt/Sec (Soldier)	SqFt/LnFt (Soldier)	LnFt/Bdl (Sailor)	Units/SqFt	Lbs/ Bundle	Lbs/ Section	Units/ Bundle
Random Full Bundle		88.61	-	-	-	-	-	-	-	2689	-	96
Large Rectangle	2 <sup>3</sup> / <sub>4</sub> "	50.63	-	1.58	-	-	-	-	0.63	-	-	32
Medium Rectangle	2 <sup>3</sup> / <sub>4</sub> "	25.32	-	0.79	-	-	-	-	1.27	-	-	32
Small Rectangle	2 <sup>3</sup> / <sub>4</sub> "	12.66	-	0.395	-	-	-	-	2.53	-	-	32

Important: Textured surfaces require a buffer between the plate compactor and the paver surface to prevent scuffing.



ALMOND GROVE (TAN / NATURAL / CHARCOAL)



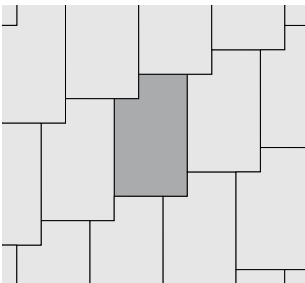
OAKWOOD (DARK BROWN / LIGHT BROWN / BUFF)



SHADOW CREEK (BURGANDY / GREY / BUFF)



LAYING PATTERN



A - 100%

				Random Bundle Individual units cannot be sold separately
UNIT A 11½" x 19" x 2¾"	UNIT B 11½" x 19" x 2¾"	UNIT C 11½" x 19" x 2¾"	UNIT D 11½" x 19" x 2¾"	

Stones & Bundling	Unit Thickness	SqFt/ Bundle	SqFt/ Section	SqFt/Stone	LnFt/Sec (Soldier)	SqFt/LnFt (Soldier)	LnFt/Bdl (Sailor)	Units/SqFt	Lbs/ Bundle	Lbs/ Section	Units/ Bundle
Random Full Bundle		90.745	-	1.42	-	-	-	0.705	2644	-	64
Unit A	2¾"	-	-	-	-	-	-	-	-	-	16
Unit B	2¾"	-	-	-	-	-	-	-	-	-	24
Unit C	2¾"	-	-	-	-	-	-	-	-	-	8
Unit D	2¾"	-	-	-	-	-	-	-	-	-	16

Notes: Sold in full bundles only. All measurements are nominal.

Important: Textured surfaces require a buffer between the plate compactor and the paver surface to prevent scuffing.



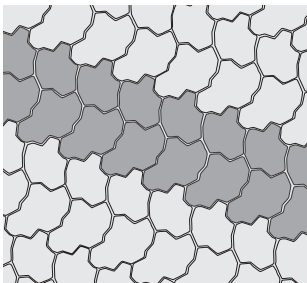
ALMOND GROVE (TAN / NATURAL / CHARCOAL)



SHADOW CREEK (BURGANDY / GREY / BUFF)



LAYING PATTERN



Standard - 100%



A Units measure 15" x 21½" x 2¾"

Random Bundle  
A-Units  
Individual units cannot be sold separately.



B Units measure 13" x 15¾" x 2¾"

Random Bundle  
B-Units  
Individual units cannot be sold separately.

Stones & Packaging	Unit Height	Sq Ft / Bundle	Sq Ft / Section	Sq Ft / Stone	Sections / Bundle	Units / Section	Lbs / Pallet	Lbs / Section	Units / sqFt	Lbs / Bundle	Lin Ft / Stone	Lbs / Section	Units / Bundle
Random Bundle		82.52	-	-	-	-	-	-	-	2474	-	-	64
A Units	2¾"	-	-	1.49	-	-	-	-	0.72	-	-	-	32
B Units	2¾"	-	-	1.08	-	-	-	-	1	-	-	-	32

Notes: Sold in full bundles only. All measurements are nominal.  
Important: Textured surfaces require a buffer between the plate compactor and the paver surface to prevent scuffing.





BEACH STONE (LIGHT BUFF)



CANYON (RED / BUFF / CHARCOAL)



WOODLAND (BUFF / BROWN / CHARCOAL)



LARGE RECTANGLE  
8.19" x 13.70" x 2.75"




MEDIUM RECTANGLE  
6.81" x 8.19" x 2.75"




SMALL RECTANGLE  
4.09" x 6.81" x 2.75"


## LAYING PATTERNS




Bravado A  
80% Medium Rectangle, 20% Small Rectangle




Bravado B  
67% Medium Rectangle, 33% Small Rectangle




Bravado C  
50% Large Rectangle, 25% Medium Rectangle,  
25% Small Rectangle



Bravado D  
57% Large Rectangle, 28% Medium Rectangle,  
15% Small Rectangle




Bravado E  
67% Medium Rectangle, 33% Small Rectangle



Bravado F  
57% Large Rectangle, 28% Medium Rectangle,  
15% Small Rectangle



Bravado G  
40% Large Rectangle, 40% Medium Rectangle,  
20% Small Rectangle



Bravado H  
67% Large Rectangle, 20% Medium Rectangle,  
13% Small Rectangle

Stones & Packaging	Unit Height	Sq Ft Pallet	Sq Ft Section	Sections Pallet	Units Pallet	Units Section	Lbs Pallet	Lbs Section	Lin Ft Pallet	Lin Ft Section	Lin Ft Stone	Sq Ft Stone	Units Sq Ft
Large Rectangle	2 3/4"	84	28	3	108	36	2750	917	73	24.4	0.68	0.78	1.28
Medium Rectangle	2 3/4"	81	13.5	6	210	35	2673	446	119	19.9	0.57	0.39	2.58
Small Rectangle	2 3/4"	85	12.14	7	441	63	2789	399	150	21.5	0.34	0.19	5.19

# COLONIAL



RANGE 1 (RED / CHARCOAL)



RANGE 2 (RED / CHARCOAL / BUFF)



RANGE 3 (BROWN / CHARCOAL / BUFF)



FIELDSTONE (GOLD / BUFF / CHARCOAL)



CHARCOAL  
(AVAILABLE IN LARGE RECTANGLE ONLY)



DOUBLE RECTANGLE  
9.45" x 12.60" x 3.15"  
SPECIAL ORDER ONLY



RECTANGLE  
9.45" x 6.30" x 3.15"




SMALL RECTANGLE  
6.30" x 4.65" x 3.15"  
SPECIAL ORDER ONLY




SQUARE  
6.30" x 6.30" x 3.15"


## LAYING PATTERNS




Colonial A  
46% Large Rectangle, 31% Square,  
23% Small Rectangle



Colonial B  
46% Large Rectangle, 31% Square,  
23% Small Rectangle



Colonial C  
60% Large Rectangle, 40% Square



Colonial D  
75% Large Rectangle, 25% Square

Stones & Packaging	Unit Height	Sq Ft Pallet	Sq Ft Section	Sections Pallet	Units Pallet	Units Section	Lbs Pallet	Lbs Section	Lin Ft Pallet	Lin Ft Section	Lin Ft Stone	Sq Ft Stone	Units Sq Ft
Double Rectangle*	3 1/8"	74	14.8	5	90	18	2790	560	71	14.2	0.79	0.83	1.20
Rectangle	3 1/8"	74	14.8	5	180	36	2702	540	93	19	0.52	0.41	2.42
Square	3 1/8"	68	9.7	7	245	35	2572	367	128	18	0.52	0.28	3.63
Small Rectangle*	3 1/8"	71	10.14	7	343	49	2525	361	134	19	0.39	0.21	4.84

Important: Textured surfaces require a buffer between the plate compactor and the paver surface to prevent scuffing. \*Special order



# ANTIQUED COLONIAL



RANGE 1 (RED / CHARCOAL)



RANGE 2 (RED / CHARCOAL / BUFF)



RANGE 3 (BROWN / CHARCOAL / BUFF)



FIELDSTONE (GOLD / BUFF / CHARCOAL)



CHARCOAL  
(AVAILABLE IN LARGE RECTANGLE ONLY)



DOUBLE RECTANGLE  
9.45" x 12.60" x 3.15"  
SPECIAL ORDER ONLY



RECTANGLE  
9.45" x 6.30" x 3.15"




SMALL RECTANGLE  
6.30" x 4.65" x 3.15"  
SPECIAL ORDER ONLY




SQUARE  
6.30" x 6.30" x 3.15"


## LAYING PATTERNS




Antiqued Colonial A  
46% Large Rectangle, 31% Square,  
23% Small Rectangle



Antiqued Colonial B  
46% Large Rectangle, 31% Square,  
23% Small Rectangle



Antiqued Colonial C  
60% Large Rectangle, 40% Square



Antiqued Colonial D  
75% Large Rectangle, 25% Square

Stones & Packaging	Unit Height	Sq Ft Pallet	Sq Ft Section	Sections Pallet	Units Pallet	Units Section	Lbs Pallet	Lbs Section	Lin Ft Pallet	Lin Ft Section	Lin Ft Stone	Sq Ft Stone	Units Sq Ft
Double Rectangle*	3 1/8"	74	14.8	5	90	18	2790	560	71	14.2	0.79	0.83	1.20
Rectangle	3 1/8"	74	14.8	5	180	36	2702	540	93	19	0.52	0.41	2.42
Square	3 1/8"	68	9.7	7	245	35	2572	367	128	18	0.52	0.28	3.63
Small Rectangle*	3 1/8"	71	10.14	7	343	49	2525	361	134	19	0.39	0.21	4.84

Important: Textured surfaces require a buffer between the plate compactor and the paver surface to prevent scuffing. \*Special order



# HOLLAND



RANGE 1  
(RED / CHARCOAL)



RANGE 2  
(RED / CHARCOAL / BUFF)



RANGE 6  
(TAUPE / BUFF)



RANGE 3  
(BROWN / CHARCOAL / BUFF)



RANGE 5  
(BROWN / BUFF)




RANGE 9  
(TERRA COTTA / BROWN)



RED



BUFF



CHARCOAL



Standard  
8.40" x 4.19" x 2.38"

## DOUBLE HOLLAND



RANGE 1  
(RED / CHARCOAL)



RANGE 2  
(RED / CHARCOAL / BUFF)



RANGE 3  
(BROWN / CHARCOAL / BUFF)



Double Holland  
8.40" x 8.40" x 2.38"



## HOLLAND 12 X 12



RANGE 1 (RED / CHARCOAL)



RANGE 2 (RED / CHARCOAL / BUFF)



RANGE 3 (BROWN / CHARCOAL / BUFF)




Holland 12 x 12  
12.58" x 12.58" x 2.38"


Stones & Packaging	Unit Height	Sq Ft / Pallet	Sq Ft Section	Sections/ Pallet	Units Pallet	Units Section	Lbs Pallet	Lbs Section	Lin Ft Pallet	Lin Ft Section	Lin Ft Stone	Sq Ft Stone	Units Sq Ft
Holland	2 <sup>3</sup> / <sub>8</sub> "	105	17.5	6	432	72	2895	483	151	25	0.35	0.24	4.11
Double Holland	2 <sup>3</sup> / <sub>8</sub> "	94	15.67	6	192	32	2572	429	134	22	0.70	0.49	2.04
Holland 12 x 12	2 <sup>3</sup> / <sub>8</sub> "	104	26	4	96	24	2914	729	100	25	1.05	1.08	0.91
Standard Holland 8cm*	3 <sup>1</sup> / <sub>8</sub> "	69	13.8	5	280	56	2573	515	98	20	0.35	0.24	4.11

\* Special Order

## LAYING PATTERNS



56% Holland 12 x 12, 32%  
Double Holland, 12% Holland



57% Holland 12 x 12, 28%  
Double Holland, 15% Holland



# VICTORIAN



RANGE 1  
(RED / CHARCOAL)



RANGE 2  
(RED / CHARCOAL / BUFF)




RANGE 3  
(BROWN / CHARCOAL / BUFF)



CHARCOAL  
(AVAILABLE IN LARGE RECTANGLE ONLY)

## LAYING PATTERN



50% Victorian Rectangle, 50% Victorian Square Package

### SQUARE BUNDLE



Large Rectangle  
7.00" x 4.65" x 2.38"



Small Rectangle  
4.65" x 2.33" x 2.38"



Square  
4.65" x 4.65" x 2.38"



## VICTORIAN (CONTINUED)

Stones & Packaging	Unit Height	Sq Ft Pallet	Sq Ft Section	Sections Pallet	Units Pallet	Units Section	Lbs Pallet	Lbs Section	Lin Ft Pallet	Lin Ft Section	Lin Ft Stone	Sq Ft Stone	Units Sq Ft
Large Rectangle	2 <sup>3</sup> / <sub>8</sub> "	87	14.5	6	384	64	2449	408	146	24	0.38	0.23	4.40
Square Package	2 <sup>3</sup> / <sub>8</sub> "	78	-	-	-	-	2053	-	195	-	-	-	-
Package Includes	Small Rectangle	2 <sup>3</sup> / <sub>8</sub> "	-	-	112	-	-	-	-	-	-	-	-
	Square	2 <sup>3</sup> / <sub>8</sub> "	-	-	448	-	-	-	-	-	-	-	-

Victorian Square Packages are available in limited colors. Check Availability with representative.

## TURFSTONE®

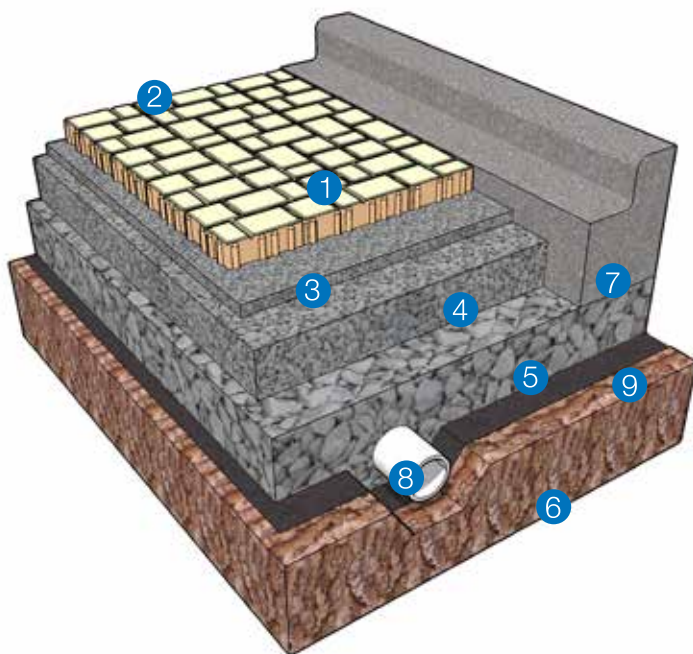


Standard  
23.625" x 15.75" x 3.15"

Special Order: Lead time required. Minimum quantities apply. Full pallets only.

Stones & Packaging	Unit Height	Sq Ft Pallet	Sq Ft Section	Sections Pallet	Units Pallet	Units Section	Lbs Pallet	Lbs Unit	Lin Ft Pallet	Lin Ft Section	Lin Ft Stone	Sq Ft Stone	Units Sq Ft
Turfstone	3 <sup>1</sup> / <sub>8</sub> "	80	-	-	32	-	1995	-	-	-	-	2.57	0.39

## PERMEABLE STONE INSTALLATION DIAGRAM



- 1 PERMEABLE PAVER
- 2 JOINT AGGREGATE ASTM NO. 8
- 3 SETTING BED AGGREGATE ASTM NO. 8
- 4 BASE AGGREGATE ASTM NO. 57
- 5 SUBBASE AGGREGATE ASTM NO. 2
- 6 SUBGRADE
- 7 EDGE RESTRAINT
- 8 UNDERDRAIN
- 9 GEOTEXTILE FABRIC



RIVERCREST™ WALL



BUFF



COASTAL SLATE

# RIVERCREST™ WALL (CONTINUED)

## RANDOM BUNDLE



## JUMPER BUNDLE (AVAILABLE IN BUFF)



## CORNER BUNDLE



Stones & Packaging	Face Ft/ Bundle	Face Ft/ Unit	Lin Ft/ Bundle	Lin Ft/ Unit	Units/ Bundle	Units/ Face Ft	Layers/ Bundle	Lbs/ Unit	Lbs/ Bundle
Long Coping	16.7	0.348	89.1	1.86	48	2.87	8	45	2152
Corner Bundle	20.92	-	-	-	-	-	4	-	1232.7
Package Include	Long Corner Unit	16.1	0.335	85.92	1.79	48	2.99	20.4	-
	Short Corner Unit	4.8	0.3	25.44	1.59	16	3.33	16.7	-
Random Wall Bundle	24.3	-	130.2	-	128	-	-	-	1901.9
Random Include	Standard Unit 1	3.9	0.12	20.99	0.658	32	8.33	9.4	-
	Standard Unit 2	6.1	0.19	32.54	1.01	32	5.26	14.7	-
	Standard Unit 3	6.1	0.19	32.54	1.01	32	5.26	14.7	-
	Standard Unit 4	8.2	0.25	44	1.375	32	4	20.6	-
Jumper Wall Bundle	24.3	-	65.03	-	64	-	4	-	2348
Random Include	Jumper Unit 1	3.9	0.24	10.49	0.658	16	4.17	30	-
	Jumper Unit 2	6.1	0.38	16.27	1.01	16	2.63	40	-
	Jumper Unit 3	6.1	0.38	16.27	1.01	16	2.63	40	-
	Jumper Unit 4	8.2	0.5	22	1.375	16	2	60	-
Jumper Corner Bundle (long corner unit)	12.2	0.38	32.54	1.01	32	2.63	4	40	1091
Pillar Unit	4.98	0.623	13.28	1.66	8	-	-	125	1000

Notes: Rivercrest™ is recommended for walls under 2ft. Ideal for straight or curved walls, seat walls, pillars, tree rings, planters, firepits and grill islands. Integrated connectors require no pins or clips. Minimum radius using equal amounts of each unit is 1.25m / 4.1 ft. Using only unit 1 & 3 a 1.055m / 3.5ft radius can be achieved. Jumper Wall, Jumper Corner and Pillar Units only available in Buff.



# CRETA® WALL



FIELDSTONE (DARK GOLD / BUFF / CHARCOAL)



LAKESHORE (LIGHT BUFF / LIGHT CHARCOAL)



MOUNTAIN (TERRA COTTA / BROWN)



ROSE (CHARCOAL / LIGHT GRAY / ROSE)



TIMBER (BROWN / CHARCOAL / BUFF)



BUFF



## STRAIGHT PACKAGE




Large Straight  
16.5" x 9" x 5"

Medium Straight  
13.4" x 9" x 5"

Small Straight  
9" x 9" x 5"

## RADIUS PACKAGE




Large Radius  
16.5" x 9" x 5"

Medium Radius  
13.4" x 9" x 5"

Small Radius  
9" x 9" x 5"

## CAP PACKAGE



Large Cap  
16.5" x 11.8" x 3"

Medium Cap  
13.4" x 11.8" x 3"

Small Cap  
9" x 11.8" x 3"

Corner  
14.5" x 9" x 5"



Step  
(Not available in Mountain or Rose)  
40" x 20" x 7"



Natural Limestone Cap  
28" x 28" x 3"



We recommend LedgeStone™ coping as an alternate capping option for this product.

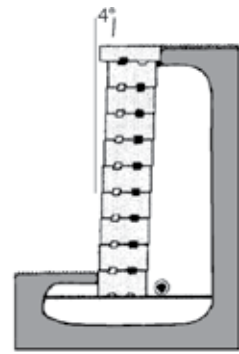
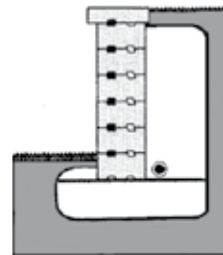
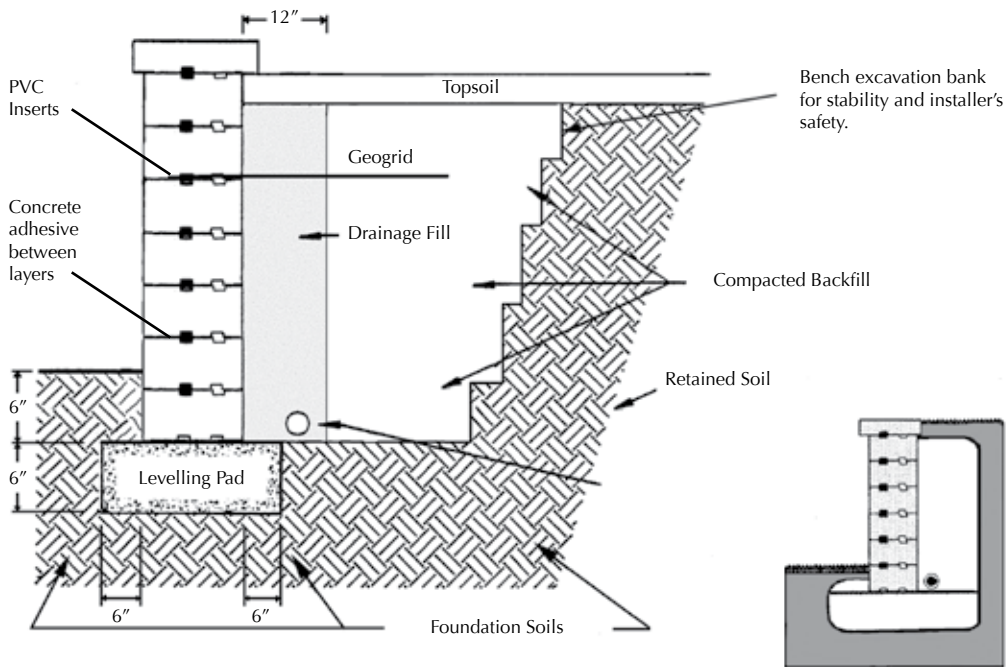
# CRETA<sup>®</sup> WALL (CONTINUED)

Stones & Packaging	Unit Height	Face Ft Pallet	Face Ft Section	Sections Pallet	Units Pallet	Units Section	Lbs Pallet	Lbs Section	Lbs Unit	Lin Ft Pallet	Lin Ft Section	Width Unit	Depth Unit	Face Unit
Straight Wall Package	5"	27	6.7	4	60	15	2795	699	-	64.5	16.1	-	-	-
Large Stone	5"	-	-	-	20	5	-	-	60	-	-	16.5"	9"	0.57
Medium Stone	5"	-	-	-	20	5	-	-	48	-	-	13.4"	9"	0.47
Small Stone	5"	-	-	-	20	5	-	-	32	-	-	9"	9"	0.31
Radius Wall Package	5"	27	6.7	4	60	15	2385	596	-	64.5	16.1	-	-	-
Large Stone	5"	-	-	-	20	5	-	-	52	-	-	16.5"	9"	0.57
Medium Stone	5"	-	-	-	20	5	-	-	42	-	-	13.4"	9"	0.47
Small Stone	5"	-	-	-	20	5	-	-	28	-	-	9"	9"	0.31
Cap Package	3"	19	6.5	3	72	24	2692	900	-	77.8	26	-	-	-
Large Stone	3"	-	-	-	24	8	-	-	48	-	-	16.5"	11.8"	0.34
Medium Stone	3"	-	-	-	24	8	-	-	39	-	-	13.4"	11.8"	0.28
Small Stone	3"	-	-	-	24	8	-	-	26	-	-	9"	11.8"	0.19
Corner Package	5"	23*	5.75	4	40	10	2217	554	56	-	-	14.5"	9"	0.50
Step Package	7"	-	-	4	4	1	1825	456	456	13.3	3.33	40"	20"	1.94
Natural Limestone Cap	3"	-	-	10	10	1	2100	210	210	-	-	-	-	-

Notes: Straight Pallet includes a minimum of 8 right and 8 left corner stones. Radius Pallet includes a minimum of 2 right and 2 left corner stones. Cap Pallet includes a minimum of 4 right and 4 left corner stones. Corner Stones on the Corner package DO NOT HAVE insert grooves. Maximum height 24" - 36" depending on site conditions. To construct higher walls, contact a Paveloc representative. Inserts (connectors) included with every pallet. \* prior to splitting.

## TYPICAL CRETA<sup>™</sup> STONE RETAINING WALL INSTALLATION & CROSS SECTION DIAGRAMS

Typical installation using "Non-Woven Geotextile" (when required)



The PVC inserts align the wall and provide an interlock between layers.

- Place two PVC inserts into the specified groove of each Creta<sup>™</sup> Stone.
- For vertical walls, place the PVC inserts in the front grooves.  
For 4° (or 3/8") set back walls use the back grooves.

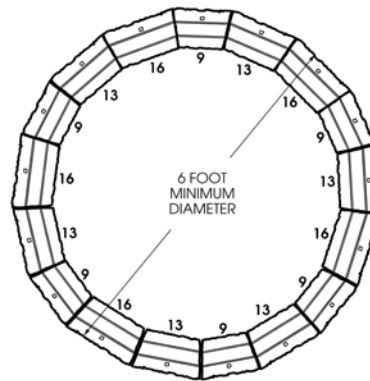
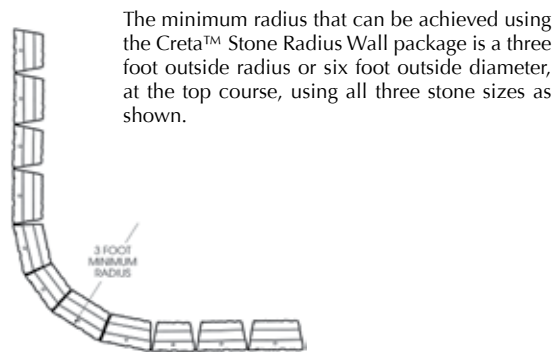
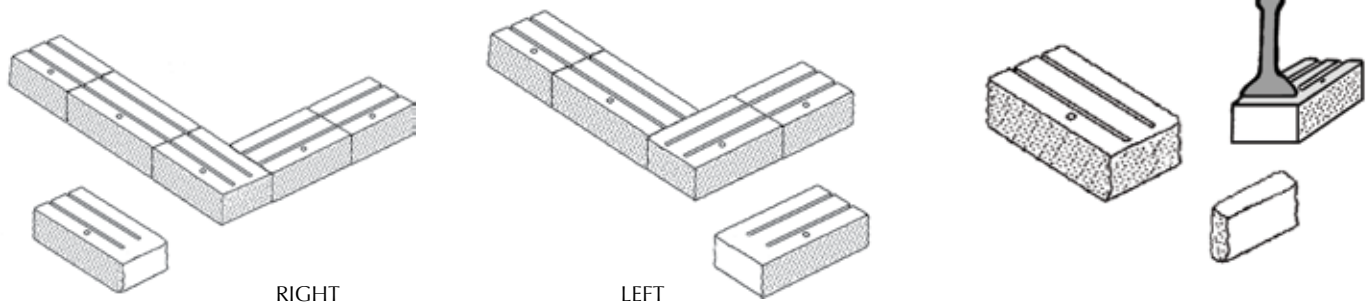
TYPICAL VERTICAL WALL APPLICATION  
Use the front alignment groove to create a straight wall.

TYPICAL 4° WALL SETBACK APPLICATION  
Use the rear alignment groove to create a 4° batter wall.



## CRETA<sup>®</sup> WALL (CONTINUED)

To create an outside corner, follow these simple directions. Remember to set aside the corner stones. First, split the corner stones. There are a minimum of (8) large right and (8) large left stones on each pallet of straight wall, and (2) large right and (2) large left stones on each pallet of radius wall which may be used as corner stones by splitting the end off with a chisel or mechanical stone splitter. To roughen up the split end of the Creta<sup>™</sup> Stone corner you just made, use the small scrap piece and rub the split end of the large stone until the tumbled look is achieved.



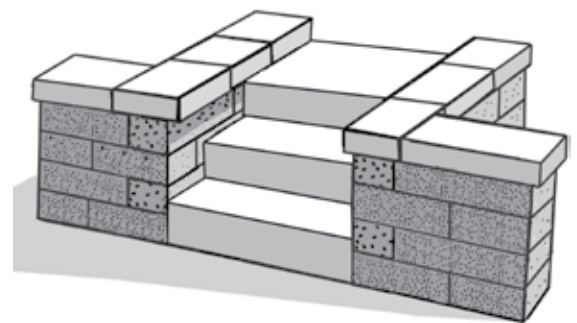
TO CALCULATE THE RADIUS OF THE BOTTOM ROW OF A CRETA<sup>™</sup> STONE WALL WITH A 4° BATTER, JUST FOLLOW THE STEPS BELOW.

- Divide wall height by .42 (height of a Creta<sup>™</sup> Stone wall stone in feet). This will give you the number of Creta<sup>™</sup> Stone courses in the wall.
- Multiply the number of courses by 3/8" (.375) setback.
- Add the three-foot minimum radius to this number to get the radius at the first course.

## BUILDING STEPS USING THE STEP PACKAGE

Follow Basic Installation procedures for preparation and excavation of base leveling pad.

Install Creta<sup>™</sup> Stone on the base leveling pad per the base course instructions. Be advised that the bottom layer should be duplicated and buried for stability. The actual design, number of risers and treads will vary depending on the architect design specifications. The area behind the first step unit and each step unit must be filled with base material compacted to maximum density in 3 to 4 inch lifts. Desired tread depth can be achieved by varying the amount of overlap of the step unit above.



# BRAVADO® WALL



BEACH STONE (LIGHT BUFF)



CANYON (RED / BUFF / CHARCOAL)




WOODLAND (BUFF / CHARCOAL / BROWN)



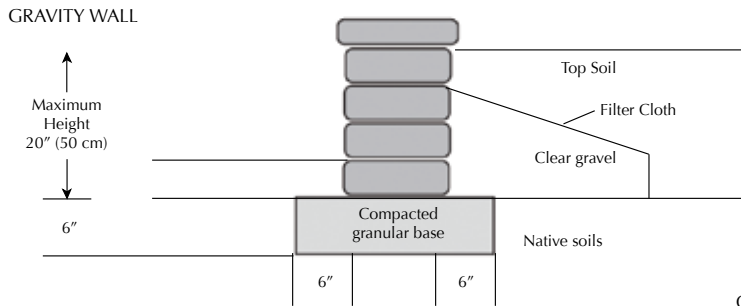
We recommend LedgeStone™ pillar cap and coping as alternate capping options for this product.



MODULAR UNIT  
12" x 8" x 4"



## TYPICAL BRAVADO™ MODULAR GARDEN WALL INSTALLATION & CROSS SECTION DIAGRAMS




Cross section is an example only, and should not be used for actual construction.

Stones & Packaging	Unit Height	Face Ft Pallet	Face Ft Section	Sections Pallet	Units Pallet	Units Section	Lbs Pallet	Lbs Section	Lbs Unit	Lin Ft Pallet	Width Front	Width Back	Depth Unit
Modular Unit	4"	30	6	5	90	18	2700	540	30	90	12"	12"	8"
3 pc Radius Wall Pkg <i>(SPECIAL ORDER ONLY)</i>	4"	30*	6	5	90	18	2487	475	-	90	-	-	8"
Large Stone	4"	-	-	-	30	6	-	-	36	-	15.8"	12.8"	8"
Medium Stone	4"	-	-	-	30	6	-	-	26	-	12"	9"	8"
Small Stone	4"	-	-	-	30	6	-	-	16	-	8"	5"	8"
Caps Package** <i>(SPECIAL ORDER ONLY)</i>	3"	24.4	6.1	4	96	24	2812	703	29	99.2	12.4"	8.5"	11"

Measurements are nominal. \*20 Face Feet Per Pallet when installed as a freestanding straight wall. \*\*Each pallet includes 8 End Caps with one straight edge.



# LEDGESTONE™ COPING, PILLAR CAP & STEPS



BLUE




BUFF




GREY




PILLAR CAP  
24" x 24" x 4"



COPING UNIT  
12" x 24" x 3"




CLOSED-END COPING  
12" x 24" x 3"




FULLNOSE UNIT  
12" x 24" x 1.75"


Stones & Packaging	Unit Height	Face Ft Pallet	Ln Ft/ Unit	Ln Ft/ Pallet	Units Pallet	Sections/ Pallet	Lbs Pallet	Lbs Section	Lbs Unit
Pillar Caps	4"	-	-	-	5	-	795	159	159
Coping	3"	-	2	24	12	-	772	-	65
Closed-End Coping	3"	-	2	24	12	-	796	-	67
Fullnose	1 <sup>3</sup> / <sub>4</sub> "	-	2	32	16	-	667	-	42
Ledgestone Step Unit 36"	6"	-	3	18	6	-	2130	-	355
Ledgestone Step Unit 48"	6"	-	4	24	6	-	3714	-	619
Ledgestone Step Unit 72"	6"	-	6	18	3	-	2610	-	870



36" LEDGESTONE STEP  
36" x 18" x 6"



48" LEDGESTONE STEP  
48" x 24" x 6"



72" LEDGESTONE STEP  
72" x 24" x 6"

**SPECIAL ORDER ONLY**

Notes: 4 Ledgestone end coping units can be used to cap pillars larger than 20". That leaves a small opening for lighting. Coping is rock-faced on the front and the back.

Closed-end coping is rock-faced on 3 sides, front, end, and 1 side. Unit can be used as a right or a left end.

All caps require a skid that is refundable upon return in good condition.

Pillar caps can be sold individually. 5 sections/pallet, 1 unit per section.

Ledgestone Steps are only available in Buff & Grey and sold by the bundle. Rock faced on three sides. Ledgestone Step Unit 72" is special order.

All measurements are nominal.

## BULLET EDGER



BUFF



Standard  
11.73" x 3.94" x 4"

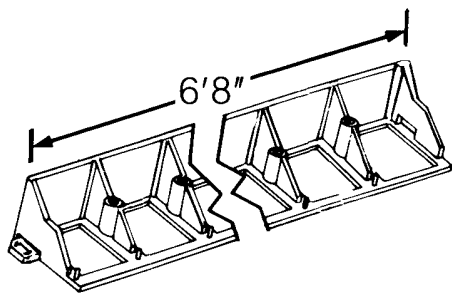


Stones & Packaging	Unit Height	Sq Ft Pallet	Sq Ft Section	Sections Pallet	Units Pallet	Units Section	Lbs Pallet	Lbs Section	Lin Ft Pallet	Lin Ft Section	Lin Ft Stone	Sq Ft Stone	Units Sq Ft
Bullet Edger	4" (10cm)	69	17.3	4	216	54	3222	806	216	54	1	0.32	3.12

## EDGE RESTRAINTS

### SnapEdge - One-Piece Edging That Does It All!

- Only one part required for straight runs or curved installations.
- Built-in connector fastens one piece to the next – convenient 96" size, makes them easy to transport.
- Unique 'Snip and Flex' feature speeds installations of curves and corners without pre-planning.
- The open design allows a root system to grow through SnapEdge, further reinforcing the installation.
- Engineered to provide a strong, easy-to-install edge restraint for concrete/clay pavers.
- Nail hole bosses are full-length cylinders. Hammer blows will not fracture or force nail heads through edging.



#### Product Information:

8' (96") length pcs.  
Sidewall: 1 7/8"  
Pieces per Pallet: 672 (5,376 In. ft.)  
Pieces per Bundle: 24 (192 In. ft.)

Bundles per Pallet: 28  
Pallet Weight: 1612 lbs.  
Pallet Size: 98" l x 48"w x 50" h

### PermEdge Permeable Paver Edging

- Designed specifically for permeable pavement with open graded base material.
- Holds pavement edges securely in place.
- Does straight and curved edges.



#### Product Information:

8' (96") length pcs.  
Weight per Unit: 2.5 lbs.  
Pieces per Pallet: 64 (72 In. ft.)

Freight Class: 300  
Pallet Weight: 205 lbs.  
Pallet Size: 98" l x 48"w x 50" h



## CLEANING PRODUCTS



### TECHNISEAL PROFESSIONAL GRADE OIL & GREASE REMOVER

RS-CLN001

Professional Grade Oil and Grease Remover is an industrial strength petroleum-based product. It lifts and absorbs embedded oil and grease stains as it dries from a liquid to powder. Specially formulated for concrete pavers, slabs walls, natural stone, poured or stamped concrete, etc. Works without damaging or discoloring material and is easy to use.

Packaging:

- 1 quart container
- 6 per case
- 100 cases per skid (600 qts)



### TECHNISEAL PAVER PRIMER & EFFLORESCENCE REMOVER

RS-CLN002

Paver Primer is specially formulated to dissolve efflorescence (whitish salt deposit) and remove ground-in dirt on paving stones and concrete, without discoloring or damaging surfaces. It cleans evenly, and enables the sealant to better penetrate the material to be treated.

Packaging:

- 1 gallon
- Box of 4 x 1 US gallon
- 45 cases per skid (180 gallons)
- 150 sq ft approximate coverage



### TECHNISEAL RUST REMOVER

RS-CLN012

Paver Cleaner cleans rust from paving stones and concrete without discoloring the surface.

Packaging:

- 1 quart container
- 6 per case
- 120 cases per skid (720 qts)



### TECHNISEAL PAINT, TAR, & RUBBER REMOVER

RS-CLN007

Description: Paver Cleaner thoroughly dissolves paint, tar or bitumen, rubber and chewing gum, from paving stones, concrete, and masonry.

Packaging:

- 1 liter container (1US qt)
- 6 per case
- 120 cases per skid (720 x 1 liter/ 720 x 1 US qt)

## ADHESIVE AND SEALING PRODUCTS



### SB-10 ADHESIVE

RS-ADH009-1 / RS-ADH015-1

Color: Natural Sand Color

Base: Rare Earths & High Strength Synthetic Rubbers & Resins

Weight: Over 8 lbs. Per Gallon (24 Cartridges at 26 lbs.)

PACKAGING

- 12 per case
- 10.5 oz Tube: 20' at 1/4" bead.  
140 cases/skid (1680 Tubes)
- 29 oz Tube 52' at 1/4" bead.  
60 cases per skid (720 Tubes)

CLEANUP – Use mineral spirits or chlorinated solvents – read solvent suppliers caution notes for use of this product.

STORAGE – Store in cool place – Rotate stock – Keep at 70°F for 24 hours before use in cold weather. Store cartridges in upright position.

SPECIFICATIONS – (Conforms to UN-STD. 1804, ASTM 2339-70& FHA UM-60)



### 3006 ULTRA ALL PURPOSE ELASTOMERIC SEALANT

RS-TOOL202

3006 Ultra is a premium sealant featuring outstanding flexibility and adhesion to surfaces.

Color: Grey

- 40% more flexible than standard latex caulking
- Dries non-tacky
- Water clean-up
- Paintable
- Interior and exterior use

Exceeds requirements for Federal Specification TT-S-00230C Type II Class A and meets performance requirements of ASTM C-920 Class 35.

PACKAGING

- 10.5 oz Tube
- 12 per case



## SHERWIN WILLIAMS POWERHOUSE – ALL PURPOSE ELASTOMERIC SEALANT RS-TOOL 201

Sherwin Williams Powerhouse is a premium sealant that provides excellent flexibility and performance.

- Color: Tan
- Crack proof seal
- 10 oz. Tube/ 12 per Case
- Water /Weatherproof seal

Exceeds requirements of Federal Specification TT-S-00230C Class B; ASTM C-920, Class 12.5; ASTM C-834



## BP PRO FIREBUILD ADHESIVE RS-ADH034

BP Pro Fire Build Adhesive is a quick-grabbing and quick-setting mastic that is designed for use on outdoor elements like fireplaces and kitchens. It is a single component mastic that achieves a high bond strength. Cured product is heat and freeze resistant.

- 5 gallon cans (24 cans per skid)



## SUREBOND 8700 WET LOOK JOINT STABILIZING SEALER WITH ANTIFUNGAL AGENT RS-SEAL151 (1 gal) / RS-SEAL152 (5 gal)

SUREBOND WET LOOK JOINT STABILIZING SEALER is an advanced premium acrylic sealer has a gloss finish that repels water within 90 minutes and stabilizes joint sand. SUREBOND 8700 is specially formulated with antifungal agents designed to help inhibit the growth of mold, fungi and moss on horizontal pavement surfaces. This breathable sealer can be applied immediately to new installations and will not trap naturally occurring efflorescence.

Packaging: 1 and 5 gallon containers available • 4 gallons per case

- Due to HAZMAT Regulations, no more than 1000 lbs. may be picked up at one time

Note: Carefully read all instructions and safety information on product label prior to application. For additional safety information, see MSDS. For outdoor use only.



## SUREBOND JOINT STABILIZING SEALER - MATTE FINISH RS-SEAL037 (1 gal) / RS-SEAL036 (5 gal) / RS-SEAL038 (55 gal)

SUREBOND JOINT STABILIZING SEALER is an epoxy modified, single-component VOC, EPA, and OSHA compliant, solvent-free, penetrating sealer that provides protection to interlocking paving stone installations against salt spray, acid rain, food and beverage stains, and other oxidizers. It binds joint sand together to ensure the integrity of the pavement by forming a homogeneous, flexible pavement that stops erosion or joint sand failures in large paver installations. This sealer is also used to seal retaining walls and for concrete and aggregate and split-face stone to protect against staining, salt spray, and acid rain damage and discoloration for architectural, industrial, and residential installations.

- 3.78 and 18 liter container (1 and 4.753 US gal)
- 6 per case (6 x 3.78 liter containers or 6 x 1 US gal)
- 27 cases per skid (162 Gallon)
- 5 gallon pail (36 per skid)
- Approximate coverage 100-150 sq.ft. per gallon



## TECHNISEAL PROSERIES WET LOOK WATER REPELLANT WL4 RS-SEAL001 (1 gal) / RS-SEAL073 (5 gal) / RS-SEAL003 (55 gal)

Made of acrylic and plasticizers, Wet-Look Paver Protector (WL4) is a wet-look, gloss-finish and microporous transparent coating that protects pavers made of concrete while enhancing their original color. It reduces oil and dirt penetration, and makes cleaning easier. Easy to apply, it penetrates the surface for maximum adhesion and durability. It will not peel or discolor. It resists the elements (freeze-thaw cycles, sun, rain, etc.), as well as calcium and salt. It also resists hot tire pick-up.

Packaging: 1 and 5 gallon available

- 55 gallon drum available on special order

- Due to HAZMAT regulations 24 cases per skid or 20-5 gallons per skid

Note: Carefully read all instructions and safety information on product label prior to application. For additional safety information, see MSDS. For outdoor use only.



## TECHNISEAL PROSERIES WET LOOK RECOATER PAVER PROTECTOR GLOSS FINISH WL5 RS-SEAL113 (1 gal) / RS-SEAL096 (5 gal)

Wet-Look Recoater (WL5) is Specially formulated for surfaces previously sealed the WL4 or WLWR Protectors. This easy to apply sealer, adds a rich satin and glossy appearance to pavers. Consisting of acrylic and plasticizers, the Wet Look Recoater (WL5) can be used to effectively protect and enhance hardscape installations. The sealer has optimal oil repellency and resists the assaults of weather (freeze-thaw cycles, sun, rain, etc.), as well as calcium and salt.

Packaging: 1 and 5 gallon containers available

- Approximate coverage 100-150 sq.ft. per gallon

- 4 gallons per case

- Due to HAZMAT regulations 24 cases per skid or 20-5 gallons per skid

Note: Carefully read all instructions and safety information on product label prior to application. For additional safety information, see MSDS. For outdoor use only.



## ADHESIVE AND SEALING PRODUCTS (CONTINUED)



### BP PRO WET LOOK JOINT STABILIZING SEALER

RS-SEAL078 (1 gal), RS-SEAL079 (5 gal), RS-SEAL080 (55 gal)

Designed specifically for use on block paving to seal the paver surface and fuse the joint sand. It is a solvent-based single component polymer that creates a semi-gloss finish. It has the consistency of a light oil and is clear in appearance. It has a strong odor when in its liquid state and dries to a transparent semi-gloss finish with a darkened wet look. It can be used outdoors on new and existing projects because it is UV stable. WetLook Stabilizing Sealer can be applied immediately because it is breathable and does not trap moisture and it has outstanding coverage. The product is easy to install and offers great stain and environment protection. Cured product is heat and freeze resistant.

- 1 gallon container
- Box of 4 x 1 gallon containers (4 x 1 US gal)
- 55 gallon container (2 per skid due to HAZMAT regulations)
- 50-125 sq.ft. coverage per gallon (approx.)\*



### BP PRO ENHANCED JOINT STABILIZING SEALER

RS-SEAL042 (1 gal), RS-SEAL043 (5 gal), RS-SEAL044 (55 gal)

BP Pro Enhanced Joint Stabilizing Sealer is designed specifically for use on block paving to stabilize joint sand and seal the paver surface. It is a water-based, single-component polymer that penetrates into the pores and seals the surface with a coating that creates a semi-gloss finish. Enhanced Joint Stabilizing Sealer is a green product that is solvent free and environmentally friendly. It is VOC, EPA, OSHA, and FDA compliant. It is non-hazardous and non-toxic. Stabilized joint sand will significantly reduce weeds and insect infestations. It is a dual-purposed surface and joint sand stabilizer.

- 1 gallon container
- 36 cases per skid (of 1 gal)
- 55 gallon container (4 per skid)
- Box of 4 x 1 gallon containers (4 x 1 US gal)
- 5 gallon pail (36 per skid)
- 80-100 sq.ft. coverage per gallon (approx.)



### BP PRO WETLOOK SOLVENT-BASED SEALER

RS-SEAL049 (1 gal) / RS-SEAL050 (5 gal) / RS-SEAL153 (55gal)

BP Pro Wet Look High Gloss Sealer is a solvent-based single component polymer that offers stain and environmental protection to give a gloss finish. The sealer is resistant to freeze/thaw cycles and can be used both indoors and outdoors because of its UV stability. BP Pro Wet Look High Gloss Sealer can be applied immediately after installation.

- 1, 5 and 55 gallon containers available
- 30 cases per skid (of 1 gal) due to HAZMAT regulations
- 55 gallon drum (2 per skid due to HAZMAT regulations)
- Box of 4 x 1 gallon containers (4 x 1 US gal)
- 5 gallon pail (24 per skid due to HAZMAT regulations)

## SANDS



### JOINTING SAND

50 lb/ bag 56 Bags/Skid

RS-SAND001-1

Kiln dried and angular shaped in order to flow easily and stay in place.



### SEK POLYSWEEP SAND

50 lb/ bag 56 Bags/Skid

RS-SAND045 – Tan / RS-SAND046 – Grey

For concrete paver, cast stone pavements, slabs and natural stone joints up to 3/4"

PolySweep polymeric sand is a blend of native sands and high quality synthetic polymers specially formulated to allow the joints to expand and contract with elements such as extreme heat, extreme cold and freeze/thaw cycles.



**POLYMERIC PLUS (RG+) SAND**

For Standard Joints - 50 lb/bag, 56 Bags/Skid (2860lbs/skid)  
 RS-SAND028 - Tan / RS-SAND030 - Grey

A special mix of graded sand and binder specifically formulated for achieving optimum lock-up of pavers or slabs by filling the joints between them. Unlike regular sweeping jointing sand, Polymeric Sand resists insect penetration, weed growth, and erosion. New formulation with half hour setting time.

Coverage: Approx. 75 sq. ft. /bag Coverage will vary depending on the type/size of stone used.

Note: This product is recommended with extra care for use with Town Hall™.



**POLYMERIC MAX (HP²) SAND**

For Large Joints - 50 lb/bag, 56 Bags/Skid (2860lbs/skid)  
 RS-SAND065 - Tan / RS-SAND064 - Grey

This high-performance mix made of the latest generation of polymers are specially formulated for the filling of paver or slab joints in heavy-traffic areas such as pool decks, sloped driveways, public ways, etc. It is recommended for the replacement of existing joints because of its unrivaled effectiveness and durability.

For use where: Max width: 2.5 cm (1"); a larger joint width is acceptable where the pavers intersect. Min depth: 3 cm (1.25"). Coverage: Approx. Courtstone - 1 bag covers approximately 25 sq. feet.

Note: Extra care must be exercised when using this for Town Hall™.



**EASY-PRO**

50 lb container - premixed

RS-SAND066-1 - Tan / RS-SAND068-1 - Black / RS-SAND069-1 - Grey

Ultimate Paving Stone Joint Compound. Designed for installation in light rain or sun with a surface temperature above 32°F, this pre-mixed epoxy resin product is ideal for residential driveways, patios, pool decks and walkways. It is also permeable. Features: Vacuum packed, pre-mixed and ready to use, eco-friendly (60% renewable products), no haze formulation, for joint widths starting from 1/4" wide and 1 1/4" deep.

Colors: Tan, Black, Grey

Coverage: Approximately 75 sq. ft. /container. Coverage will vary depending on the type/size of stone used.

STORAGE: Open product good for 30 day when covered with water.

Note: This product is not suitable for all products. Please check with your representative with any questions.



**DRAIN-PLUS**

RS-SAND070

Permeable Joint Compound

Designed for installation in light rain or sun with a surface temperature above 32°F, this epoxy resin product is ideal for residential driveways, patios, pool decks and walkways.

Features: Self compacting, water emulsifiable, quick re-opening to traffic, for joint widths starting from 1/4" wide and 1 1/4" deep. Coverage: 1bottle mixes with 50lbs #20 sand.

Note: This product is not suitable for all products. Please check with your representative with any questions.



**GATOR XP SUPERSAND BOND (XTRA PERFORMANCE)**

50lb. bags (56 bags/skid)

RS-SAND076 - Beige / RS-SAND077 - Slate Grey / RS-SAND098 - Ivory

For Concrete Paver, Wetcast & Natural Stone Joints up to 1.5"

Gator XP Sand is a unique mixture of polymer binders and calibrated sand available in Beige, Slate Grey and Ivory. The installation of Gator XP Sand Bond is almost identical to using regular paver joint sand, except for the application of water. Once Gator XP Sand Bond sets, it becomes very firm and locks between the paver joints. This firm bond maintains pavers securely in place, being equally effective on both horizontal and sloped surfaces.



**GATOR HP SAND BOND**

50lb. bags (56 bags/skid)

RS-SAND078 -Beige / RS-SAND079 - Ivory / RS-SAND080 - Slate Grey

Wetcast & Natural Stone Joints up to 1"

Supersand Bond is a unique mixture of polymer binders and calibrated sand available in Beige, Slate Grey and Ivory. The installation of Super Sand Bond is almost identical to using regular paver joint sand, except for the application of water. Once Super Sand Bond sets, it becomes very firm and locks between the paver joints. This firm bond maintains pavers securely in place, being equally effective on both horizontal and sloped surface.





**GATOR MAXX BOND**

50lb. bags (56 bags/skid)

RS-SAND074 – Beige / RS-SAND075 – Slate Grey

For Concrete Paver, Wetcast & Natural Stone Joints up to 1"

Gator Maxx Sand is the first polymeric sand specifically designed for drainage and non-drainage base systems. It can be used with concrete pavers, wetcast and natural stones. It is recommended for a variety of uses, including pool sides, patios, foot paths, driveways, parking spaces, pavements etc... This complete multi-purpose sand is available in three colors: Beige, Slate Grey and Ivory. It sets above the freezing temperature (32°F / 0°C) and can be used for joints up to a maximum of 1 inch.



**EUROSTONE BOND**

50lb. bags (56 bags/skid)

RS-SAND097 – Beige / RS-SAND095 – Slate Grey

For Driveway Aprons Application & Cobblestone Joints up to 1"

Eurostone Bond is the first polymeric sand specifically designed for drainage and non-drainage base systems. It can be used with natural stones and cobblestone. It is recommended for a variety of uses, including streets, plazas (pedestrian and vehicular traffic) paths, sloping areas, around pools, etc... This complete multi-purpose sand is available in three colors: Beige, Slate Grey and Ivory. It sets above the freezing temperature (0°C / 32°F) and can be used for joints up to a maximum of 3.5 cm/ 1".



**GATOR DUST BOND**

50lb. bags (56 bags/skid)

RS-SAND072 – Beige / RS-SAND073 – Stone Grey

For Stone Joints 1/2" to 4"

Gator Dust is a unique mixture of polymer binders and calibrated crushed stone available in Sahara Beige or Stone Grey. Once Gator Dust sets, it becomes very firm and locks between the stone joints. This firm bond maintains the stones securely in place equally effectively on both horizontal and sloped surfaces.



**GATOR AQUA ROCK**

50lb. bags (56 bags/skid)

RS-AGG032 - (50LB. BAG (56bags/skid)) / RS-AGG033 - (2200LB. SuperSak)

For Permeable Paver Joints Graded ASTM NO.9 Granite Stone

Gator Aqua Rock is manufactured to meet ASTM No.9 requirements for permeable paver joint units. The calibrated gradation obtained from the fractured high-strength granite makes it the ideal product for the bedding course & jointing material to collect surface water run-off and help stabilize interlocking paver surfaces.



**SEK PERMEABLE CHIPS**

50lb. bags (56 bags/skid)

RS-AGG035 - Eclipse Black / RS-AGG036 - Eclipse Black 2500lb / RS-AGG034 - Sunset Red /

RS-AGG037 - Saturn Tan / RS-AGG040 - Stormy Grey

The high-strength crushed and washed granite meets ASTM No.9 requirements for permeable paver joint units. SEK PermChip can be used as a bedding course of pavement joint fill. The granite aggregate withstands the rigors of freeze/thaw cycles. SEK PermChip comes in four colors: Eclipse Black, Sunset Red, Saturn Tan and Stormy Grey.

## TERMS AND CONDITIONS OF SALE

1. All orders are accepted subject to prevailing state or other taxes, and subject to the cost of freight applying at the time of shipment.
2. The acceptance by the seller of an order shall constitute a binding contract of purchase and sale in accordance with the terms set out in this agreement.
3. These terms and conditions together with the purchase order, form the complete contract and there are no representations, warranties, or conditions expressed or implied affecting this contract other than as contained herein.
4. All sales are made in accordance with the seller's samples, which the purchaser has seen and approved. No guarantee of exact color shades is made.
5. Delays incurred on delivery in excess of one hour will be billed to the purchaser at \$80 per hour or fraction thereof. Similarly, delays incurred on partial delivery (1-7 bundles) in excess of one half hour will be billed to the purchaser at the same rate.
6. Use of any delivered materials by, or on behalf of the purchaser, shall be deemed to constitute acceptance of the materials by the Purchaser.
7. Excessive defective material picked up or delivered to the purchaser will be replaced free of charge if a claim is made within five days. Free replacement will be the extent of the Seller's warranty. Any such claim will not constitute a reason for delaying payment. All other claims must be submitted within 30 days of purchase.
8. Unsuitable or unsatisfactory materials must be available for inspection by the Seller to entitle the purchaser to any adjustment or credit.
9. No materials may be returned for credit except with the written consent of the Seller whether such materials were ordered in excess of the Purchaser's requirement, by mistake or otherwise. ACCESSORIES, SECTIONS AND OPENED MATERIAL ARE NON-RETURNABLE FOR ANY REASON.
10. Where the Seller agrees to accept the return of goods, these goods are subject to freight charges and a restocking charge of 20% of their value plus delivery.
11. All special run orders must be shipped within 30 days of the receipt of the order.
12. Seller does not accept responsibility for delays in deliveries due to fire, flood, strikes, or any other condition or contingencies beyond its control.
13. The Purchaser is responsible for installation of the materials on the job site and the Seller has no responsibilities in this regard.
14. All C.O.D. orders must be paid by certified check, cash or prior approved check.
15. All approved credit accounts are payable within thirty days from the date of invoice. After 30 days, interest will be charged at 1.5% per month (A.P.R. 19.65%) calculated monthly on the balance owing at the beginning of the period. In default of payment of any part of any money due under this account, the whole amount remaining unpaid shall, at the option of the Seller, immediately become due and payable.
16. Skid deposits are non-refundable with 2 or more broken top boards or one main stringer board. If you should have skids loaded onto your vehicle or receive a delivery with skids in this condition, you must have the Paveloc representative (loader or truck driver) notate the quantity on the shipping document paperwork.
17. Title and ownership of the goods shall not pass to the purchaser until the entire amount owing, including interest is paid in full.
18. In case of default by the purchaser, the seller may at any time without notice enter upon the premises where the goods are located and take possession of and remove them.

### ADDITIONAL INFORMATION

1. All prices are F.O.B. Marengo IL,. Please reference the freight price sheet in this Product Resource Guide.
2. Phone shipping desk for schedules, rates, and conditions.
3. Configurations may vary from time to time due to mold design changes.
4. There is a \$14.00 deposit per skid, \$13.00 of which is refundable when returned in good condition (\$1.00 usage fee).
5. There is a \$22.00 deposit for Ledgestone skids, \$21.00 of which is refundable when returned in good condition (\$1.00 usage fee). The credit is refundable upon return in good condition (See Terms and Conditions of Sale #16 for explanation of condition). It is the customer's responsibility to return pallets to the location where they were originally purchased for credit.
6. **Sectioning charge is \$20.00 per section, per bundle.**



## ACCESSORY QUICK REFERENCE GUIDE

### CLEANERS

RS-CLN001	TECHNISEAL PROFESSIONAL GRADE OIL & GREASE REMOVER
RS-CLN033	UNICARE MOSS, LEAF & ORGANIC STAIN REMOVER - <i>Limited stock on hand</i>
RS-CLN002	UNICARE EFFLORESCENCE REMOVER
RS-CLN012	UNICARE RUST REMOVER PAVER CLEANER
RS-CLN007	UNICARE PAINT, TAR & RUBBER REMOVER
RS-CLN016	TECHNISEAL PRO REMOVER FOR SOLVENT BASED SEALERS (PTR 5 GAL/ STRIPPER) - <i>Special order</i>
RS-CLN017	SUREBOND SB-442 GENERAL STAIN REMOVER - <i>Special order</i>
RS-CLN015	SUREBOND SB-488 EFFLORESCENCE & RUST REMOVER – 1 GAL. - <i>Special order</i>
RS-CLN041	BP PRO GENERAL CLEANER – 1 GAL. - <i>Special order</i>
RS-CLN029	BP PRO EFFLORESCENCE REMOVER – 5 GAL. PAIL - <i>Special order</i>
RS-CLN042	BP PRO ECO-NEW CONCENTRATE CLEANER – 1 Qt. - <i>Special order</i>
RS-CLN043	BP PRO ECO-NEW CONCENTRATE CLEANER – 1 GAL. - <i>Special order</i>
RS-CLN044	TECHNISEAL PROSERIES PAVER RESTORER – 1 GAL.
RS-CLN034	TECHNISEAL PROSERIES PAVER RESTORER – 5 GAL. PAIL

### WET LOOK SEALERS

RS-SEAL001	TECHNISEAL “WET LOOK - PAVER PROTECTOR GLOSS FINISH” WL4 – 1 GAL. (4/case) (11LBS/GALLON) 121-133
RS-SEAL073	TECHNISEAL “WET LOOK - PAVER PROTECTOR GLOSS FINISH” WL4 – 5 GAL (51LBS/PAIL) 121-136
RS-SEAL003	TECHNISEAL “WET LOOK - PAVER PROTECTOR GLOSS FINISH” WL4 – 55 GAL. (558LBS/DRUM) 221-138
RS-SEAL078	BP PRO WETLOOK STABILIZING - 1 GAL. (4/case) (9LBS/GALLON)
RS-SEAL079	BP PRO WETLOOK STABILIZING - 5 GAL. (40LBS/PAIL)
RS-SEAL080	BP PRO WETLOOK STABILIZING - 55 GAL. (630LBS/DRUM)
RS-SEAL113	TECHNISEAL PROSERIES WETLOOK RECOATER PAVER PROTECTOR GLOSS FINISH WL5 - 1 GAL.
RS-SEAL096	TECHNISEAL PROSERIES WETLOOK RECOATER PAVER PROTECTOR GLOSS FINISH WL5 - 5 GAL.
RS-SEAL098	SUREBOND 9000 WET-LOOK SOLVENT BASED SEALER - 1 GAL. - <i>Special order</i>
RS-SEAL097	SUREBOND 9000 WET-LOOK SOLVENT BASED SEALER - 5 GAL. - <i>Special order</i>
RS-SEAL151	SB 8700 WET-LOOK JOINT STABILIZING SEALER WITH ANTI FUNGAL - 1 GAL.
RS-SEAL152	SB 8700 WET-LOOK JOINT STABILIZING SEALER WITH ANTI FUNGAL - 5 GAL.
RS-SEAL049	BP PRO WETLOOK SOLVENT-BASED SEALER - 1 GAL.
RS-SEAL050	BP PRO WETLOOK SOLVENT-BASED SEALER - 5 GAL.
RS-SEAL153	BP PRO WETLOOK SOLVENT-BASED SEALER - 55 GAL. - <i>Special order</i>

### WATER BASED SEALERS AND ACCESSORIES

RS-SEAL045	BP PRO NAT JOINT STABILIZING SEALER - 1 GAL.
RS-SEAL046	BP PRO NAT JOINT STABILIZING SEALER - 5 GAL.
RS-SEAL042	BP PRO PAVER ENHANCER STABILIZING SEALER - 1 GAL.
RS-SEAL043	BP PRO PAVER ENHANCER STABILIZING SEALER - 5 GAL.
RS-SEAL044	BP PRO PAVER ENHANCER STABILIZING SEALER - 55 GAL. DRUM
RS-SEAL119	BP PERMEABLE STABILIZING SEALER - 5 GAL.
RS-SEAL120	BP PERMEABLE STABILIZING SEALER - 55 GAL. - <i>Special order</i>
RS-SEAL127	BP PRO INVISIBLE STAINBLOCKER - 1 GAL. - <i>Special order</i>
RS-SEAL128	BP PRO INVISIBLE STAINBLOCKER - 5 GAL. - <i>Special order</i>
RS-SEAL103	TECHNISEAL PRO SERIES NuLook TINTED PAVER PROTECTOR - BRICK RED - <i>Limited stock available</i>
RS-SEAL101	TECHNISEAL PRO SERIES NuLook TINTED PAVER PROTECTOR - CHARCOAL - <i>Limited stock available</i>
RS-SEAL104	TECHNISEAL PRO SERIES NuLook TINTED PAVER PROTECTOR - HONEY - <i>Limited stock available</i>
RS-SEAL102	TECHNISEAL PRO SERIES NuLook TINTED PAVER PROTECTOR - COGNAC - <i>Limited stock available</i>

## ACCESSORY QUICK REFERENCE GUIDE (CONTINUED)

RS-SEAL117	TECHNISEAL PROSERIES BRICK & CONCRETE WATERPROOFING SEALER (WR7) - <i>Special order</i>
RS-SEAL131	TECHNISEAL UNICARE PROTECTIVE SEALANT COLOR BOOST MATTE FINISH (WATER-BASED) - <i>Special order</i>
RS-SEAL132	TECHNISEAL UNICARE PROTECTIVE SEALANT COLOR BOOST MATTE FINISH (WATER-BASED) - <i>Special order</i>
RS-SEAL037	SUREBOND JOINT SAND STABILIZER 1300 SEALER - 1 GAL
RS-SEAL036	SUREBOND JOINT SAND STABILIZER 1300 SEALER - 5 GAL
RS-SEAL038	SUREBONDJOINT SAND STABILIZER 1300 SEALER - 55 GAL
RS-SEAL033	SUREBOND 4000 WATER REPELLING INVISIBLE SEALER - 1 GAL. - <i>Special order</i>
RS-SEAL034	SUREBOND 4000 WATER REPELLING INVISIBLE SEALER - 5 GAL. - <i>Special order</i>
RS-SEAL017	SUREBOND 5000 STAINBLOCKING INVISIBLE SEALER - 1 GAL. - <i>Special order</i>
RS-SEAL016	SUREBOND 5000 STAINBLOCKING INVISIBLE SEALER - 5 GAL. - <i>Special order</i>
RS-SEAL030	SUREBOND 7000 GLOSS FINISH JOINT STABILIZING SEALER - 1 GAL. - <i>Special order</i>
RS-SEAL022	SUREBOND 7000 GLOSS FINISH JOINT STABILIZING SEALER - 5 GAL. - <i>Special order</i>
CLEANER ACCESSORIES	
RS-TOOL181	22" SQUEEGEE
RS-TOOL365	EXACT DILUTION SPRAYER 145-900
RS-TOOL041	SLIT FOAM ROLLER
EDGING & SPIKES	
RS-EDGE001	SNAP EDGE 8 FT
RS-EDGE033	SNAP EDGE - PERMEABLE EDGING 8"
RS-EDGE017	SNAP EDGE LOW PROFILE 6'8" - <i>Limited stock available</i>
ADHESIVE	
RS-ADH009-1	SB-10 ADHESIVE 10 OZ
RS-ADH009-1(case)	SB-10 ADHESIVE- CASE 10 OZ. (12/CASE - 140 C./SKID)
RS-ADH015-1	SB-10 ADHESIVE- 28 OZ (QUARTS)
RS-ADH015-1(case)	SB-10 ADHESIVE 28 OZ- CASE
RS-ADH034	BP PRO FIREBUILD ADHESIVE (used for constructing a Fireplace) 5 GAL. PAIL
RS-ADH031	BP PRO 10.5 OZ.
RS-ADH031(CASE)	BP PRO 10.5 OZ.(12/CASE)
CAULK	
RS-TOOL201	SHERWIN WILLIAMS POWERHOUSE - TAN
RS-TOOL201 (case)	SHERWIN WILLIAMS POWERHOUSE - TAN (CASE OF 12)
RS-TOOL202	WL ULTRA 3006 CAULK 10OZ. - GREY
RS-TOOL202 (case)	WL ULTRA 3006 CAULK 10OZ. - GREY - CASE OF 12
SPLITTING TOOLS AND GLOVES	
RS-TOOL112	HAMMER - 4 LB
RS-TOOL052	CHISEL 4" #22-649RU
RS-TOOL055	BRICKLAYER BLUE GLOVE #400 HEAVY DUTY



## ACCESSORY QUICK REFERENCE GUIDE (CONTINUED)

SANDS	
RS-SAND001-1	SEK JOINTING SAND 50# BAGS
RS-SAND064	UNICARE MAX2 - POLYMERIC SAND FOR PAVER JOINTS - PRAIRIE GREY
RS-SAND065	UNICARE MAX2 - POLYMERIC SAND FOR PAVER JOINTS - PRAIRIE TAN
RS-SAND028	UNICARE RG PLUS - POLYMERIC SAND FOR JOINT SAND 50 LB BAG - PRAIRIE TAN
RS-SAND030	UNICARE RG PLUS - POLYMERIC SAND FOR JOINT SAND 50 LB BAG - PRAIRIE GREY
RS-SAND045	SEK - POLYSWEEP SAND - TAN
RS-SAND046	SEK - POLYSWEEP SAND - GRAY
RS-SAND079	ALLIANCE - SUPERSAND BOND HP - IVORY
RS-SAND078	ALLIANCE - SUPERSAND HP - BEIGE
RS-SAND080	ALLIANCE - SUPERSAND HP - SLATE GREY
RS-SAND076	ALLIANCE - GATOR SAND BOND EXTRA PERFORMANCE (XP) - BEIGE
RS-SAND077	ALLIANCE - GATOR SAND BOND EXTRA PERFORMANCE (XP) - SLATE GREY
RS-SAND098	ALLIANCE - GATOR SAND BOND EXTRA PERFORMANCE (XP) - IVORY
RS-SAND072	ALLIANCE - GATOR DUST BOND - SAHARA BEIGE
RS-SAND073	ALLIANCE - GATOR DUST BOND - STONE GREY
RS-SAND074	ALLIANCE - GATOR MAXX BOND - BEIGE
RS-SAND075	ALLIANCE - GATOR MAXX BOND - SLATE GREY
RS-SAND097	ALLIANCE- EURO STONE BOND - BEIGE - 50LB BAGS
RS-SAND095	ALLIANCE- EURO STONE BOND - GREY - 50LB BAGS
RS-SAND070	DRAIN PLUS PERMEABLE JOINT COMPOUND 5.5LBS.
RS-SAND066-1	EASY PRO 50LB PREMIXED JOINT STABILIZING COMPOUND CONTAINER - TAN
RS-SAND068-1	EASY PRO 50LB PREMIXED JOINT STABILIZING COMPOUND CONTAINER - BLACK
RS-SAND069-1	EASY PRO 50LB PREMIXED JOINT STABILIZING COMPOUND CONTAINER - GREY
PERMEABLE GRANITE CHIPS (ASTM NO.9)	
RS-AGG035	SEK PERM CHIP - 50LB BAG - ECLIPSE BLACK
RS-AGG036	SEK PERM CHIP - 2500# SUPER SAK - ECLIPSE BLACK
RS-AGG034/37/40	SEK PERM CHIP - 50LB BAG (SUNSET RED, SATURN TAN OR STORMY GREY)
RS-AGG038/39/41	SEK PERM CHIP - 2500# SUPER SAK (SUNSET RED, SATURN TAN OR STORMY GREY)
RS-AGG032	ALLIANCE GATOR AQUA ROCK - GRANITE GREY 50LB BAG
RS-AGG033	ALLIANCE GATOR AQUA ROCK - GRANITE GREY 2200LB BAG
28" PILLAR CAPS	
RS-NAT052	COLUMN CAP -LIMESTONE 28"
HAND COMPACTOR & ACCESSORIES	
RS-TOOL009	STEEL TAMPERS 10" X 10"
RS-TOOL143	UNIVERSAL PAVERSAVER URETHANE PAD KIT
PAVER EXTRACTORS	
RS-TOOL144	PAVER EXTRACTOR
RS-TOOL146-1	PAVER EXTRACTOR TEETH 1 EACH
RS-TOOL178	EZ PAVER PULLER
HANDLING DEVICES	
RS-TOOL318	PAVE MOR PLACERS PM-3AIR
RS-TOOL319	PAVE MOR PLACERS PM-1AIR

## ACCESSORY QUICK REFERENCE GUIDE (CONTINUED)

MISC. TOOLS	
RS-TOOL184	SNIPS (13-157-B6)
RS-TOOL018	SMALL CAULK GUN 14OZ (12 PER CASE) 6:1 THRUST RATIO
RS-TOOL104	CAULK GUN 29OZ. (6 PER CASE) 14:1 THRUST RATION
RS-TOOL027	PISA TWO-DIRECTIONAL LEVEL (MAGNESIUM & HARDWOOD)
RS-TOOL183	SOAP STONE (BOX OF 144)
STRAPS AND GUARDS FOR TRANSPORTING PAVERS	
RS-TOOL187	RATCHET STRAP 2" X 27' 10,000 LB RATED RATCHET & FLAT HOOKS
RS-TOOL177	36" x 8" x 8" HEAVY DUTY PLASTIC BRICK GUARDS
GEOTEXTILES	
RS-FAB007	STRATA GRID 200 6'X300' ROLLS 1800 SQ. FT. ( <i>pricing subject to change</i> )
RS-FAB021	MICROGRID (8 X 225' ROLL) 1800 SQ. FT. ROLL ( <i>pricing subject to change</i> )
RS-FAB001	FILTER FABRIC 6 OZ (PER SQ FT)
RS-FAB004	STRATA GRID 350 6'X300' ROLLS 1800 SQ. FT. ( <i>pricing subject to change</i> )
FIREROCK FIREPLACES	
RS-FIR002/RS-FIR012	Model 36" STRAIGHT OPENING OUTDOOR PATIO FIREPLACE (2' chimney & 6 bags of mortar included)
RS-FIR016/RS-FIR012	Model 36" ARCHED OPENING OUTDOOR PATIO FIREPLACE (2' chimney & 6 bags of mortar included)
FIREPLACE INSERTS	
RS-FIR033/41/42/36	36" STAINLESS STEEL WOOD-BURNING FIREPLACES, FRONT OPEN, RADIANT Model: MP-36OD w/48" FLUE & CONTEMPORARY TERMINATION - ROUND BLACK CAP (SPARK ARRESTER BUILT INTO CAP) RS-FIRE033, RS-FIRE041&42 & RS-FIR036 = SET
RS-FIR034/41/42/36	42" STAINLESS STEEL WOOD-BURNING FIREPLACES, FRONT OPEN, RADIANT Model: MP-42OD w/48" FLUE & CONTEMPORARY TERMINATION - ROUND BLACK CAP (SPARK ARRESTER BUILT INTO CAP) RS-FIRE033, RS-FIRE041&42 & RS-FIR036 = SET



## 2014 FREIGHT RATES

# of Bundles	Boom	Princeton
1 to 7	\$265.00	\$300.00
8	\$295.00	\$325.00
9	\$315.00	\$365.00
10	\$340.00	\$375.00
11	\$370.00	\$410.00
12 to 14	\$380.00	\$425.00

Based on the US National Average for the Midwest Rates

Rates are based on a 0-50 mile radius (around Marengo, IL). Please contact the shipping department for questions concerning delivery, including rates outside of the 50 mile radius. Approximately 14 bundles or 43,000 pounds per truckload. Delays incurred on delivery in excess of one hour will be billed to the purchaser at \$80 per hour or a fraction thereof. Partial load deliveries in excess of one-half hour will be billed to the purchaser at the same rate.

### Fuel Surcharge for 0-50 miles only

Cost of Fuel	Flat Surcharge
\$3.30 to \$3.79	\$51.00
\$3.80 to \$4.29	\$64.00
\$4.30 to \$4.79	\$78.00
\$4.80 to \$5.29	\$93.00
\$5.30 to \$5.79	\$106.00

### Fuel Surcharge for deliveries over 50 miles

At Least	Less Than	Fuel Surcharge
2.30	2.79	5%
2.80	3.29	10%
3.30	3.79	15%
3.80	4.29	20%
4.30	4.79	25%
4.80	5.29	30%
5.30	5.79	35%

NOTE: Rates are based on current economic conditions and are subject to fuel surcharges, which will be based on the U.S. National Average Midwest rate of diesel fuel, calculated weekly. When the average price of fuel rises (or drops), the surcharge will take effect the following Monday. These rates can be located at [www.tonto.eia.doe.gov/oog/info/wohdp/diesel.asp](http://www.tonto.eia.doe.gov/oog/info/wohdp/diesel.asp)

## IMPORTANT NOTES

Paveloc Paving Stones are manufactured to exceed the minimum standards set forth by the American Society of Testing Materials. Paveloc Pavers are warranted to maintain their structural integrity for a lifetime. Material installed following our installation guidelines that chips, splits, cracks or otherwise shows any structural deformity will be replaced. There is no warranty for the occasional appearance of efflorescence. This warranty is extended to the original purchaser of the product installed for residential use only. Color match cannot be guaranteed and replacement labor is not included. Paveloc cannot and will not be held responsible for compaction scuffs or burns on Paveloc paving stones.

Please note that the percentages and calculations found in this pattern guide only apply to the pattern itself. Each particular project has its own requirements for detail, contour, cutting, etc. Please take into account potential material waste, or lack thereof, when calculating paving stone quantities. Paveloc is not responsible or accountable for determining exact quantities for any paving stone order. Therefore, the percentages found in this resource guide should only be used as a guide to assist in order accuracy and efficiency.

## BEDDING MATERIALS CHART (APPROXIMATE IMPERIAL TONS)

Square Feet	Bedding Course											
	1"	2"	3"	4"	5"	6"	7"	8"	9"	10"	11"	12"
50	0.3	0.5	0.8	1.0	1.3	1.5	1.8	2.0	2.3	2.5	2.8	3.0
100	0.5	1.0	1.5	2.0	2.5	3.0	3.5	4.0	4.5	5.0	5.5	6.0
150	0.8	1.5	2.3	3.0	3.8	4.5	5.3	6.0	6.8	7.5	8.3	9.0
200	1.0	2.0	3.0	4.0	5.0	6.0	7.0	8.0	9.0	10.0	11.0	12.0
250	1.3	2.5	3.8	5.0	6.3	7.5	8.8	10.0	11.36	12.5	13.8	15.0
300	1.5	3.0	4.5	6.0	7.5	9.0	10.5	12.0	13.5	15.0	16.5	18.0
350	1.8	3.5	5.3	7.0	8.8	10.5	12.3	14.0	15.8	17.5	19.3	21.0
400	2.0	4.0	6.0	8.0	10.0	12.0	14.0	16.0	18.0	20.2	22.0	24.0
450	2.3	4.5	6.8	9.8	11.3	13.5	15.8	18.0	20.3	22.5	24.8	27.0
500	2.5	5.0	7.5	10.0	12.5	15.0	17.5	20.0	22.5	25.0	27.5	30.0
550	2.8	5.5	8.3	11.0	13.8	16.5	19.3	22.0	24.8	27.5	30.3	33.0
600	3.0	6.0	9.0	12.0	15.0	18.0	21.0	24.0	27.0	30.0	33.0	36.0
650	3.3	6.5	9.8	13.0	16.3	19.5	22.8	26.0	29.3	32.5	35.8	39.0
700	3.5	7.0	10.5	14.0	17.5	21.0	24.5	28.0	31.5	35.0	38.5	42.0
750	3.8	7.5	11.36	15.0	18.8	22.5	26.3	30.0	33.8	37.5	41.3	45.0
800	4.0	8.0	12.0	16.0	20.0	24.0	28.0	32.0	36.0	40.0	44.0	48.0
850	4.3	8.5	12.8	17.0	21.3	25.5	29.8	34.0	38.3	42.5	46.8	51.0
900	4.5	9.0	13.5	18.0	22.5	27.0	31.5	36.0	40.5	45.0	49.5	54.0
950	4.8	9.5	14.3	19.0	23.8	28.5	33.3	38.0	42.8	47.5	52.3	57.0
1000	5.0	10.0	15.0	20.0	25.0	30.0	35.0	40.0	45.0	50.0	55.0	60.0

Actual volume may vary due to type of materials, moisture content, and compaction. Calculation charts and formulas are provided as a service by Paveloc for estimating material requirements. Paveloc will not be held responsible in any way for resulting product overage or shortage.


## BASE DEPTH CHARTS (CUBIC YARDS)

Square Feet	Bedding Course											
	1"	2"	3"	4"	5"	6"	7"	8"	9"	10"	11"	12"
50	0.2	0.3	0.5	0.6	0.8	0.9	1.1	1.2	1.4	1.5	1.7	1.9
100	0.3	0.6	0.9	1.2	1.5	1.9	2.2	2.5	2.8	3.1	3.4	3.7
150	0.5	0.9	1.4	1.9	2.3	2.8	3.2	3.7	4.2	4.6	5.1	5.6
200	0.6	1.2	1.9	2.5	3.1	3.7	4.3	4.9	5.6	6.2	6.8	7.4
250	0.8	1.5	2.3	3.1	3.9	4.6	5.4	6.2	6.9	7.7	8.5	9.3
300	0.9	1.9	2.8	3.7	4.6	5.6	6.5	7.4	8.3	9.3	10.2	11.1
350	1.1	2.2	3.2	4.3	5.4	6.5	7.6	8.6	9.7	10.8	11.9	13.0
400	1.2	2.5	3.7	4.9	6.2	7.4	8.6	9.9	11.1	12.3	13.6	14.8
450	1.4	2.8	4.2	5.6	6.9	8.3	9.7	11.1	12.5	13.9	15.3	16.7
500	1.5	3.1	4.6	6.2	7.7	9.3	10.8	12.3	13.9	15.4	17.0	18.5
550	1.7	3.4	5.1	6.8	8.5	10.2	11.9	13.6	15.3	17.0	18.7	20.4
600	1.9	3.7	5.6	7.4	9.3	11.1	13.0	14.8	16.7	18.5	20.4	22.2
650	2.0	4.0	6.0	8.0	10.0	12.0	14.0	16.0	18.1	20.1	22.1	24.1
700	2.2	4.3	6.5	8.6	10.8	13.0	15.1	17.3	19.4	21.6	23.8	25.9
750	2.3	4.6	6.9	9.3	11.6	13.9	16.2	18.5	20.8	23.1	25.5	27.8
800	2.5	4.9	7.4	9.9	12.3	14.8	17.3	19.8	22.2	24.7	27.2	29.6
850	2.6	5.2	7.9	10.5	13.1	15.7	18.4	21.0	23.6	26.2	28.9	31.5
900	2.8	5.6	8.3	11.1	13.9	16.7	19.4	22.2	25.0	27.8	30.6	33.3
950	2.9	5.9	8.8	11.7	14.7	17.6	20.5	23.5	26.4	29.3	32.3	35.2
1000	3.1	6.2	9.3	12.3	15.4	18.5	21.6	24.7	27.8	30.9	34.0	37.0

Actual volume may vary due to type of materials, moisture content, and compaction. Calculation charts and formulas are provided as a service by Paveloc for estimating material requirements. Paveloc will not be held responsible in any way for resulting product overage or shortage.

# PAVELOC

PRODUCT RESOURCE GUIDE



**PAVELOC - A DIVISION OF UNILOCK®**  
8302 South IL St. Route 23  
Marengo, IL 60152

866-PAVELOC  
866-728-3562

FAX: 815-568-3713

PAVELOC.COM