



**UNILOCK**<sup>®</sup>  
DESIGNED TO CONNECT.

**2014**  
PAVERS AND WALLS





# OUR PROMISE

For over 40 years we've been committed to investing in the future of landscape design.

Today, we continue to lead the industry with the best selection of quality products and support.

We've made this commitment because at Unilock®, we believe that the outside of your home should be as beautiful, functional and welcoming as the inside of your home. So, it's no surprise more families are choosing to work with architects, designers and craftsmen who recommend our products.

If you're planning to landscape your home, we're confident that you'll be inspired by all that Unilock has to offer.

A handwritten signature in cursive script that reads "Ed Bryant".


Ed Bryant  
Founder

# CONTENTS



18

Driveways



26

Entrances & Walkways



32

Outdoor Living



42

Pool Decks



50

Finishing Touches



54

Product Selection



# DESIGNED TO CONNECT™

A fire pit adds warmth and extends your season.


When entertaining family, friends or neighbors, seat walls provide additional seating.

A water feature will show off your vertical surfaces.

Add an accent of pavers, using a contrasting paver style and color.

Walkways connect all of the components of your outdoor room.





Grill islands transform a patio into an outdoor kitchen.

Add a personal touch to your overall design by creatively accenting with Unilock® borders and banding around your patio and other vertical features.

Changing elevation with steps helps define different spaces.

## CREATING THE PERFECT OUTDOOR SPACE.

Whether your home is an intimate city dwelling, a comfortable suburban residence, a country retreat or a sprawling estate, Unilock® has the right products and design options to connect with your lifestyle.



# DESIGN IDEAS

## PAVING STONE DRIVEWAYS

### COMPLEMENT THE DESIGN OF YOUR HOME

A Unilock® driveway will enhance the curb appeal of your home and demonstrate your pride of ownership. As you consider the materials that you will use, try to replicate, augment or complement the architectural features of your home. The size of a driveway is typically dependent on the width of your garage and cut-out at the curb. A graceful flair at the street edge will allow cars to enter and exit with ease.



### CHOOSING THE RIGHT PRODUCT

Choosing the right product for your driveway is an important decision. Driveways are subject to a lot of use and abuse by vehicles, people, equipment and chemicals such as de-icing salt. Unilock products outperform other paving surfaces such as asphalt, poured concrete and stamped concrete. In addition, Unilock has pavers that repel dirt, oil and even chewing gum!

### BORDERS, ACCENTS AND ACCESSORIES

For large driveways, wide borders and banding will help the area appear less overpowering. Unilock pavers are ideal for creating accents or borders. We even offer luminescent NighTec® pavers to help you park at night. Consider an accent design laid in the main paver area to add your personal signature to the project. To help you visualize the paver combination that best accents your home, order Unilock's life size Uvision™ sample swatches online or at 1-800-Unilock.

### CONSIDER A PERMEABLE SURFACE



If a large portion of your lot is a hard surface or is subject to periodic flooding, permeable pavers are now an option. Most Unilock permeable pavers look just like our regular pavers so you don't have to compromise style when choosing an ecological solution. Whether you are installing a rainwater harvesting system, or just want to be ecologically minded by diverting rainwater back into the ground, specialized site preparation and installation techniques are required.



See more design combinations at [unilock.com](http://unilock.com).



# THE FRONT OF YOUR HOME

## FRONT COURTYARDS – THE HOTTEST TREND!

One of the hottest front entrance design trends is the incorporation of the courtyard. Like front porches of old, a courtyard provides a cozy nook where you can sit and relax, connect with your neighbors or wait for your kids to arrive home from school. Include seat walls for a sense of privacy and casual seating or end pillars, which can be used to mount beautiful and functional lanterns.



## COMPLEMENT THE EXTERIOR

The exterior of your home should set the stage for the design, textures and colors that you choose. Consider replicating, augmenting and complementing certain architectural features. Our life-size Uvision™ color swatches can help you decide which products best suit your home. Order your swatches online at [unilock.com](http://unilock.com).



## SCALE AND PROPORTION

Great front entrance design happens when you keep scale, proportion and function in mind. Remember, a front walkway should never be less than 4 feet in width at any point. The walkway should extend along the driveway 16 feet wide, to allow easy access from a car parked in the driveway.

## ADDING CURB APPEAL

Any realtor will tell you that homes with great entrances sell faster and for more money. Consider making simple yet unique changes to your design by incorporating a border, planters, seat walls and pillars.

## MAKE IT SAFE AND PRACTICAL

Making your entrance safe and practical is also very important. Consider adding lighting to your design with elements such as pillars with light fixtures, Skyfuel™ lights embedded in the pavers or NighTec® Pavers which glow in the dark. Lighting adds both class and functionality.





# OUTDOOR LIVING SPACES

## EXAMINE YOUR LIFESTYLE

As you begin your project design, think about how you want to use the space. Do you love to entertain large gatherings of friends or just an intimate few? Is outdoor cooking your passion? Are you looking for a quiet oasis in which to read or gaze at your garden? Does the perfect evening include watching the flames in a fireplace or fire pit? Perhaps you'd prefer to watch the game on an outdoor TV. Make a list of all your "must-haves".

## CREATE ROOMS

As you design your outdoor space, create distinct areas for cooking, dining, entertaining and relaxing. You can define these spaces by changing the elevation with 1 or 2 steps, using complementary pavers for each area or by using banding to break up the areas. Seat walls are another excellent way to create this separation. They also provide added seating for large get-togethers and eliminate the need for extra furniture.

## DESIGNING THE HORIZONTAL SURFACE

The floors of your outdoor rooms can be made more interesting by your choice of laying patterns or by using borders to create the look of an area rug for furniture groupings. Borders and inset lighting can also help to visually delineate steps. In cooking areas, or if you have messy eaters, Umbriano® or Belpasso® are excellent choices. These products feature EasyClean™, an integral surface protection that prevents stains and makes clean up easy.



## CREATE THE VERTICAL DIMENSION

By adding vertical dimensions to your design, you can truly transform a patio into an outdoor living area. Grill islands, fireplaces, water features, seat walls, planters and pillars all add to an outdoor room. Repeating accents from the horizontal surfaces in the vertical surface, creates a harmonious and unified design.





# POOL DECKS

## DESIGN CONSIDERATIONS

There's more to designing a pool deck than meets the eye. If you have the opportunity, plan your design before the pool is installed.

Consider elevation so that you can properly plan steps, multilevel areas and retaining walls.

Drainage should always be away from the pool and your home. In areas where it is difficult to grade the pool decking, we recommend that you install drains that will transport excess rainwater to an appropriate location.

For basic pool access, a 4-foot perimeter is sufficient. However, if you intend to use the pool deck as a patio for entertaining or sunbathing, consider a larger size to accommodate the amount of furniture you wish to incorporate.



## SELECTING THE RIGHT PRODUCT

Pool pavers should provide a non-slip surface and should be light in color so that the surface remains cool enough to walk on.

Inset borders not only help define the pool edge but also allow you to complement the colors of your home.

Pool coping is the edge closest to the water. Although almost any Unilock® paver can be used as a coping, there are some which are more suitable than others. Brussels Fullnose™ and Ledgestone™ are great choices because they don't have abrasive edges. Consider a contrasting color for your coping to help define the pool edge.

## LIGHTING AND WATER FEATURES

Lighting is a great way to accent the surface texture and provide additional safety around the pool after sunset. Consider our NighTec® luminescent pavers or Skyfuel™ lights.

As well, water features add interest to your pool area both visually and audibly; there's nothing more relaxing than the sound of a gentle waterfall.





**SOMETHING  
FOR  
EVERYONE**

Whether you have acres of open space or a small city dwelling, Unilock® has a wide variety of paver and wall options that will fit your unique style, lot size and budget.

**MAKE A BIG IMPACT NO MATTER  
THE SIZE OF YOUR PROJECT.**







## VISIT OUR OUTDOOR IDEA CENTER

Come for a visit to see, touch and experience everything Unilock® has to offer. Get inspired by the many product combinations that can make your project special. You can pick up some samples and our Uvision™ sample swatches too!

- | An expansive display of products in actual settings
- | See samples of all colors and products
- | Knowledgeable staff on hand to help you select the best products for your home



**WELL WORTH THE DRIVE TO THE OUTDOOR IDEA CENTER. WE FOUND IT TO BE NOT ONLY BEAUTIFUL, BUT ALSO VERY HELPFUL IN SELECTING THE PERFECT PAVERS FOR OUR HOME. SO MUCH SELECTION! //**

**GILLES & CARMEN,  
HOMEOWNERS**

Call 1-800-UNILOCK or visit  
unilock.com for staffed hours.



301 E. Sullivan Rd.  
Aurora, IL 60505



# STYLE

## YOUR SIGNATURE STYLE

Unilock's versatile palette of colors, textures and European-inspired styles can help you create your own, one-of-a-kind outdoor space.

Whether you love the look of quarried stone, timeworn cobblestones, historic brick street pavers or a sleek modern aesthetic, Unilock® has a range of products to offer.

### CHOOSE FROM:

- | Designer-inspired color palette
- | Sleek contemporary styles with clean lines
- | Vintage stone and weathered brick textures
- | Vast array of shapes, sizes and laying patterns
- | Some of the largest format sizes available on the market today
- | Compatible borders, insets and accents
- | Matching vertical elements for walls, steps, seating and pillars



**THE COMBINATION OF COLORS AND PRODUCT TYPES IN OUR PATIO AND WALLS NOT ONLY CAME TOGETHER NICELY, BUT IT ALSO MATCHED THE REST OF OUR HOME AND PERSONAL STYLE.**

**KAHN FAMILY**



# TECHNOLOGY

WHEN YOU INVEST IN AN OUTDOOR SPACE FROM UNILOCK®, YOU'RE MAKING AN INVESTMENT THAT WILL STAND THE TEST OF TIME.



## ENDURACOLOR™

Unilock® EnduraColor™ products deliver durability through a perfect union: **long-lasting color united with permanent strength.**

The top portion of each stone is engineered with concentrated color and special wear-resistant materials. This is permanently united with the stone's base – a sturdier, coarser foundation designed for remarkable strength.

**THE RESULT IS AN EXCEPTIONALLY STRONG STONE WITH COLOR THAT ENDURES.**

## ADDITIONAL TECHNOLOGIES



### EnduraColor™ Plus

A complex blend of nature's highest performing minerals are combined with non-fading color pigments to create ultra-realistic surface textures that are exceptionally durable.



### Realta™ Surface Technology

Ultra-realistic textures cast from natural stone, brick and historic cobblestones.



### EasyClean™ Stain Resistance

An integral surface protection that allows for easier cleanup of spills when they happen, and before a stain can develop.



### Ultima™ Concrete Technology

For heavy traffic loads, this proprietary manufacturing process creates pavers and walls with up to four times the strength of poured concrete.



# QUALITY

## THE UNILOCK® DIFFERENCE

WHEN HELD, TOUCHED AND VIEWED SIDE BY SIDE, UNILOCK® PRODUCTS LOOK AND FEEL DIFFERENT, AND SET THE STANDARD FOR QUALITY.

### EVERY UNILOCK PRODUCT IS:

- | Durable
- | Made with colorfast pigments
- | Slip resistant
- | Resistant to salt erosion
- | Resistant to chlorine
- | Designed to tolerate oil or gas spills
- | Backed by our Lifetime Guarantee



### PRODUCT QUALITY

Unilock's manufacturing teams have an unrelenting commitment to shipping only top quality products. During the manufacturing process we:

- | Test all of our raw materials carefully
- | Perform hourly product density tests
- | Meet all dimensional tolerances
- | Ensure every stone is inspected by dedicated quality control staff
- | Exceed industry quality standards (ASTM & CSA)

Our world-class production facilities are renowned for their safety and cleanliness and are staffed with the most experienced production people in the industry. Our continual investment in the most technologically advanced equipment ensures we're able to provide the best in product quality, consistency and design.

## OUR TRANSFERABLE LIFETIME GUARANTEE



Unilock® provides a Transferable Lifetime Guarantee on the structural integrity of our paving stones, slabs and retaining wall units for residential use. Any materials installed and maintained to our guidelines, and subject

to normal wear, that prove defective, will be replaced without cost. Color matching cannot be guaranteed and replacement labor is not included. Registration is required.

To register your project, visit [unilock.com](http://unilock.com) and follow the registration instructions. This must be done within 60 days of your dated proof of purchase. You will receive a Transferable Lifetime Guarantee Certificate for your records.



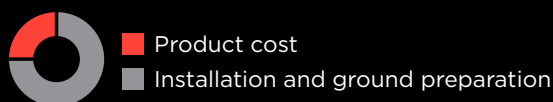
# ASSURED

## CHOOSING A PROFESSIONAL CONTRACTOR

WE RECOMMEND THE USE OF PROFESSIONAL LANDSCAPE CONTRACTORS FOR YOUR PROJECT.

You are making an important investment in your home. Don't let poor workmanship turn your ideal plan into a disappointment. Proper site preparation with the correct grading, base material and compaction is key to ensuring that your new patio or driveway looks great and stays even and safe for years to come.

The majority of installation costs are usually ground preparation and labor. Opting for a premium quality paver won't significantly increase the overall cost, so choose the best you can afford.



### WHAT TO EXPECT FROM YOUR PROFESSIONAL CONTRACTOR:

- | A written quote for your project
- | A detailed drawing and/or computer rendering of your project containing all the features that you requested
- | Approximate start date
- | A reasonable estimate of the time required to do the job
- | References from homeowners with similar projects
- | A written confirmation of your contract with their installation guarantee clearly stated
- | Proof of liability insurance and workers compensation coverage
- | When comparing quotes, make sure that you compare on an apples-to-apples basis and understand service levels; cheapest is typically not the best choice



### NEED A CONTRACTOR?

Contact us online or at 1-800-UNILOCK and we would be happy to connect you with a local Unilock® Contractor.

For more detailed information on how to choose a contractor, visit [unilock.com](http://unilock.com) and download "Before You Start."





01



03

## THE CHOICE OF DESIGN PROFESSIONALS

Some of the same Unilock® products that you can use for your outdoor living space have been installed in some of the most prestigious commercial spaces in North America. Architects, landscape architects and engineers trust Unilock to bring their architectural vision to life and to withstand the toughest rigors of a commercial environment.



- 01** Barclays Center. Brooklyn, New York. **Design:** Forest City Ratner.
- 02** Trump International Hotel and Tower. Toronto, Ontario. **Design:** IBI Group.
- 03** Air Canada Centre. Toronto, Ontario. **Design:** Ferris & Associates Inc.
- 04** Buckingham Fountain. Chicago, Illinois. **Design:** Thompson Dyke & Associates.





02

# THE CHOICE OF THE **BEST** **CONTRACTORS** & CRAFTSMEN

Like a good artist needs the right paint, the best contractors use the Unilock® palette of exclusive colors, textures and styles to showcase their creativity and workmanship. These artisans trust Unilock to continue to provide them with the tools they need for cutting edge design and installation standards that set them apart.



04





# DRIVEWAYS

It's your home. You've worked hard to make it a place of comfort and contentment. A Unilock® driveway is the exclamation point to the pride you feel every time you come home.

- | Safe non-slip surface
- | Withstands heavy vehicle weights
- | Will not break down from oil or gas spills
- | Resistant to de-icing salt
- | Withstands severe freeze-thaw cycles
- | Easy to clean snow from surface
- | Exceptional long-term surface performance
- | Perfect for permeable applications





↑ Richcliff® (Pebble  
Taupe/Dawn Mist)  
with Series 3000®  
(Onyx Black) accent

← Pavers - Courtstone®  
(Basalt/Belgian Blue)  
Wall - Estate Wall®

← **OPPOSITE PAGE**  
Belpasso® (Nuvola)





↑ Brussels Block®  
(Sandstone)  
with Courtstone®  
(Basalt) accent

→ Town Hall™  
(3 Color Blend)

→ **OPPOSITE PAGE**  
Richcliff®  
(Pebble Taupe)  
with Courtstone®  
(Basalt) accent











- ↑ Avante Ashlar™  
(Almond Grove)  
with Series 3000®  
(Onyx Black) and  
Brussels Block®  
(Limestone) accents
- Umbriano®  
(Autumn Sunset)  
with Umbriano® star  
(Midnight Sky and  
Winter Marvel) and  
Cophorne® (Burgundy  
Red) accents
- **OPPOSITE PAGE**  
Courtstone®  
(Basalt, Belgian Blue  
and Dawn Mist) with  
Cophorne® (Burgundy  
Red) accent











- ↑ Courtstone® (Basalt) with Brussels Block® (Sandstone) accent
- Belpasso® (Castano) with Umbriano® (Autumn Sunset) and Unigranite® (Slate) accents
- **OPPOSITE PAGE**  
Pavers - Richcliff® (Dawn Mist) with Copthorne® (3 Color Blend) accents;  
Walls - Brussels Dimensional Stone® (Sierra) with Copthorne® accents and Ledgestone™ (Buff) coping









# ENTRANCES & WALKWAYS

It's where you wait for the kids to come home from school, have impromptu conversations with the neighbors and greet family for the holidays. A Unilock® front entrance creates a warm, inviting welcome.

- | Safe non-slip surface
- | Resistant to de-icing salt
- | Unaffected by most household chemicals
- | Withstands severe freeze-thaw cycles
- | Exceptional long-term surface performance
- | Unilock walls allow you to incorporate matching steps, planters and pillars
- | Complements the design and curb appeal of your home







↑ Umbriano® (Autumn Sunset) with Il Campo® (Heritage Brown) and Brussels Block® (Sandstone) accents

← Il Campo® (Heritage Brown)

← **OPPOSITE PAGE**  
Pavers - Copthorne® (3 Color Blend) with Brussels Block® (Sandstone) accent; Walls - Rivercrest™ Wall (Buff/Coastal Slate); Steps - Rivercrest™ (Buff/Coastal Slate) coping





- ↑ Pavers - Umbriano® (Summer Wheat) with Belpasso® (Castano) accent; Walls - Rivercrest™ Wall (Buff) with Belpasso® (Castano) accent; Steps and coping - Rivercrest™ (Buff)
- Courtstone® (Basalt)
- **OPPOSITE PAGE**  
Cophorne® (3 Color Blend)











- ↑ Richcliff® (Pebble Taupe/Dawn Mist) with Courtstone® (Basalt) accent; Steps and coping - Ledgestone™ (Buff)
  
- Pavers - Rivenstone™ (Canyon) with Il Campo® (Heritage Brown) accent; Walls - Brussels Dimensional Stone® (Sandstone) with Il Campo® (Heritage Brown) accent; Coping and Steps - Brussels Fullnose™ (Sandstone)
  
- **OPPOSITE PAGE**  
Belpasso® (Nuvola)











# OUTDOOR LIVING

The hectic pace of life compels us to reconnect with what is important in our own space and time. Unilock® outdoor living spaces create a place to experience the warmth of family and friends, away from the world's distractions.

- | Safe non-slip surface
- | Resistant to de-icing salt
- | Unaffected by most household chemicals
- | Withstands severe freeze-thaw cycles
- | Exceptional long-term surface performance
- | Unilock® walls allow you to incorporate matching steps, planters and pillars
- | Build grill islands, fireplaces, water features and more with Unilock® walls





↑ Pavers - Brussels Block® (Sierra) with Copthorne® and Il Campo® accents; Walls and Pillars - Brussels Dimensional Stone® (Sandstone) with Copthorne® accent and Brussels Fullnose™ coping

← Pavers - Richcliff® (Pebble Taupe/Dawn Mist) with Copthorne® (3 Color Blend) accent; Walls - Brussels Dimensional Stone® (Sierra) with Copthorne® accent; Tuscany Fireplace.

← **OPPOSITE PAGE**  
Pavers - Rivenstone™ (Bluestone) with Copthorne® accent; Walls - Brussels Dimensional Stone® (Sierra) with Copthorne® accent and LedgeStone™ coping





↑ Pavers - Brussels Block® (Sandstone) with Il Campo® (Heritage Brown) and Copthorne® (Burgundy Red) accents; Island and Grill Island - Brussels Dimensional Stone® (Sandstone) with Copthorne® (Burgundy Red) accent

→ Pavers - Copthorne® (3 Color Blend) with Brussels Block® (Sandstone) accent; Walls and Pillars - Brussels Dimensional Stone® (Sandstone) with Brussels Fullnose™ coping and Copthorne® accent; Tuscany fireplace

→ **OPPOSITE PAGE**  
Pavers - Rivenstone™ (Canyon) with Copthorne® accent; Walls and pillars - Brussels Dimensional Stone® (Sierra)











- ↑ Umbriano®  
(Midnight Sky)
- Rivenstone™ (Canyon)
- **OPPOSITE PAGE**  
Thornbury™  
(Bavarian Blend);  
Walls and Pillars -  
Brussels Dimensional  
Stone® (Sandstone)  
with Series 3000®  
(Onyx Black) accent  
and Ledgestone™  
(Buff) coping











↑ Pavers - Richcliff®  
(Dawn Mist); Wall  
and Pillar - Rivercrest™  
(Coastal Slate)  
with Ledgestone™  
(Grey) coping

→ Pavers - Thornbury™  
(Bavarian Blend);  
Walls, Steps and Pillars  
- Brussels Dimensional  
Stone® (Sandstone)  
with Series 3000®  
(Onyx Black)  
accent and  
Ledgestone™  
(Buff) coping

→ **OPPOSITE PAGE**  
Umbriano®  
(Summer Wheat)












- ↑ Umbriano® (Winter Marvel) with Umbriano® (Midnight Sky) accent
- Pavers - Umbriano® (Midnight Sky) with Brussels Block® (Limestone) and Series 3000® (Onyx Black) accents; Walls - Brussels Dimensional Stone® (Sierra) with Series 3000® (Onyx Black) accent
- **OPPOSITE PAGE**  
Dawn Mist with Il Campo® (Dark Charcoal - Special Order) accent; Walls and Pillars - Estate Wall® (Sierra) with Il Campo® (Dark Charcoal - Special Order) accent; Steps - Brussels Fullnose™ (Sandstone)











# POOL DECKS

It's the best part of your summer lifestyle, where your kids and their friends congregate, and where sun-soaked days end with relaxed evenings. Your Unilock® pool deck will make a splash even before you enter the pool.

- | Safe non-slip surface
- | Stronger than most natural stone alternatives
- | Light colors make for a cool surface
- | Unaffected by pool chlorine or salts
- | Easy access to plumbing areas below
- | Complementary pool coping styles and colors available






- ↑ Umbriano®  
(Winter Marvel)
- ← Walls, Steps and Pillars -  
Brussels Dimensional  
Stone® (Sierra) with  
Cophorne® (Old Oak)  
accent and Ledgestone™  
(Grey) coping
- ← **OPPOSITE PAGE**  
Richcliff® (Pebble  
Taupe/Dawn Mist)  
with Courtstone®  
(Basalt) accent









↑ Pavers - Umbriano®  
(Summer Wheat)  
with Belpasso®  
(Castano) accent  
and LedgeStone™  
(Buff) coping;  
Walls - Rivercrest™  
Wall (Buff/Coastal  
Slate) with LedgeStone™  
(Grey) coping





↑ Pavers - Richcliff® (Dawn Mist/Pebble Taupe) with Courtstone® (Basalt) accent; Walls and Pillars - Brussels Dimensional Stone® (Sierra) with Brussels Fullnose™ (Sierra) steps

→ Umbriano® (Autumn Sunset) with Brussels Block® (Sandstone) and Copthorne® (Burgundy Red) accents; Walls and Steps - Roman Wall® (Almond Grove)

→ **OPPOSITE PAGE**  
Umbriano® (Summer Wheat) pool deck with Copthorne® (3 Color Blend) patio











↑ Beacon Hill Flagstone™  
(Alpine Grey) with  
Courtstone® (Basalt);  
Coping - Brussels  
Fullnose™ (Sandstone)

→ Umbriano®  
(Autumn Sunset)  
with Copthorne®  
(Burgundy  
Red) accent

→ **OPPOSITE PAGE**  
Umbriano® (Winter  
Marvel) with  
Copthorne® (3 Color  
Blend) accent;  
Wall - RomanPisa®  
(Sierra)









A photograph of an outdoor patio area. In the foreground, there's a circular wicker coffee table with a glass top, holding a vase of orange and yellow flowers. To the right, a wicker armchair with white cushions sits on a patio made of large, rectangular, light-colored stone pavers. A decorative border of smaller, reddish-brown pavers runs diagonally across the patio. In the background, more wicker furniture and lush greenery are visible.

# FINISHING TOUCHES

See how you can transform your outdoor project into a work of art by implementing some of the latest trends when it comes to borders, paver rugs, lighting, colored joint sands and wall accents.

Visit [unilock.com](https://unilock.com) for additional border and accent ideas. Try out our online Uvision™ paver selection tool to explore countless options for your signature design. You can also order life-size, true color Uvision sample sheets to help you make your final decision.



# PAVER & WALL ACCENTS

Much like you would design a tile project inside your home, start by selecting a main paver and then consider complementing it with one or two accents. Beyond color combinations, we also recommend experimenting with various border widths. For a completely harmonious design, plan your walls, pillars and grill islands to complement your paver selection. Simply incorporating the same color banding in the wall as used in the paver surface will bring the entire project design together.



Richcliff® (Dawn Mist) with  
Copthorne® (3 Color Blend) accent



Umbriano® (Summer Wheat) with  
Belpasso® (Castano) accent



Estate Wall® (Sierra) with  
Series 3000® (Onyx Black) accent



Umbriano® (Winter Marvel) with  
Belpasso® (Nuvola) accent



Brussels Block® (Sierra) with  
Series 3000® (Onyx Black) accent



Brussels Dimensional Stone® (Sierra) with  
Copthorne® (3 Color Blend) accent



Avante Ashlar™ (Almond Grove) with  
Copthorne® (3 Color Blend) and Umbriano®  
(Summer Wheat) accents



Belpasso® (Castano) with Umbriano®  
(Summer Wheat) accent



Estate Wall® (River) with Unigranite®  
(Rose) accent



Copthorne® (3 color blend) with  
Brussels Block® (Sandstone) accent



Thornbury™ (Bavarian Blend) with Courtstone®  
(Basalt) and Brussels Block® (Sandstone) accents



Olde Quarry® (Sandstone) with  
Copthorne® (3 color blend) accent

Visit [unilock.com](http://unilock.com) for additional border and accent ideas.



# JOINT STABILIZING MATERIALS

JOINTING SAND IS USED TO FILL THE SPACE BETWEEN STONES TO LOCK UP THE PAVERS AND PREVENT MOVEMENT.

## BASIC JOINTING SAND

Ordinary paver jointing sand can be used but performs best when stabilized using a joint stabilizing sealer.

## POLYMERIC SAND

Polymeric sand is a combination of sand and binder specifically formulated for optimum paver lock up. The additional step of a joint stabilizing sealer is not required. This product is appropriate for most pavers but must be used with care to prevent hazing on finer surfaces. Speak to your contractor to be sure that polymeric sand is appropriate for the pavers you have chosen.

## UNILOCK® EASY-PRO

Unilock® Easy-Pro is the ultimate paving stone joint compound. This no-haze, epoxy resin product is puncture resistant, permeable and eco-friendly (made with 60% renewable products). This product is ideal for pavers with especially wide joints but is not recommended for all applications. Speak to your contractor to be sure that Unilock Easy-Pro is appropriate for the pavers you have chosen.



## PREVENTING WEED GROWTH


Weeds do not come from underneath the pavers. They come from seeds that blow into the joints from adjacent properties and germinate. The best way to prevent weed growth is to ensure that joints remain full of a solid jointing compound.






# SMALL DETAIL, BIG DIFFERENCE.


By changing the jointing sand color, you can dramatically change the look and feel of your paver surface. Below are some examples that illustrate the difference in appearance. To envision your paver choice with different sand color options, visit [unilock.com](http://unilock.com) and watch how small details like this make a big difference.



BLACK SAND



TAN SAND



GREY SAND

Courtstone® (Basalt / Belgian Blue)

Town Hall™ (3 Color Blend)

Richcliff® (Dawn Mist)

## ACCENT LIGHTING

Landscape lighting will enhance your new landscaping at night. But take a moment to also consider subtle accent lighting to define steps, drive or walkway edges and pool decks. Unilock® offers two durable, solar powered solutions. No wiring or batteries required!

- NighTec® photo luminescent pavers look like regular pavers during the day as they absorb sunlight. After dark, they glow to safely show the way.



NighTec® paver during daytime.



NighTec® paver during nighttime.





# ENDURACOLOR<sup>™</sup> PLUS

EnduraColor<sup>™</sup> Plus products promise long-lasting beauty through a proprietary blend of exclusive and superior ingredients.

A complex blend of granite and quartz, some of nature's highest performing minerals, are combined with non-fading color pigments that hold fast under UV light and extreme weather conditions. This combination is used to create ultra-realistic surface textures and unique style options that are exceptionally durable.

**UNILOCK<sup>®</sup> ENDURACOLOR<sup>™</sup> PLUS. A NEW STANDARD FOR EVERLASTING BEAUTY.**






BELPASSO®



TOWN HALL™




RICHCLIFF®




UMBRIANO®



SERIES 3000®



COURTSTONE®



COPTHORNE®



Belpasso® outperforms any other paver surface when it comes to surface wear, color retention and its ability to repel even the nastiest staining substances, including strong acids. Belpasso is ideal for walkways, patios or pool decks, and can be used in driveways if the correct sizes and laying patterns are used.

COLORS\*



CASTANO



NUVOLA



In 2011, Belpasso® received the “red dot” award for high design quality and innovation.



[www.registration.pd.red-dot.de](http://www.registration.pd.red-dot.de)

PRODUCT SPECIFICATIONS



RECTANGLE  
8" x 16" x 2 3/4"  
(20cm x 40cm x 7cm)



SQUARE  
8" x 8" x 2 3/4"  
(20cm x 20cm x 7cm)

PRODUCT TECHNOLOGY

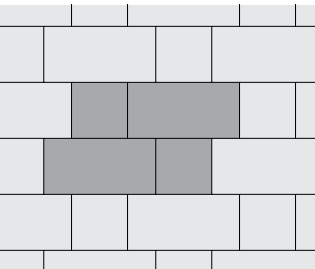
**EasyClean™ Stain Resistance**

An integral surface protection that allows for easier cleanup of spills when they happen, and before a stain can develop.

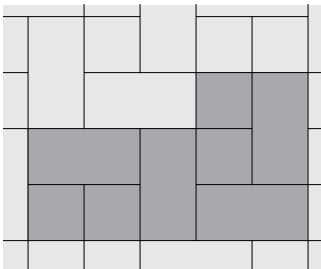
**TitanTec™**

A proprietary technology that makes the surface virtually impenetrable to dirt, grease and oils.

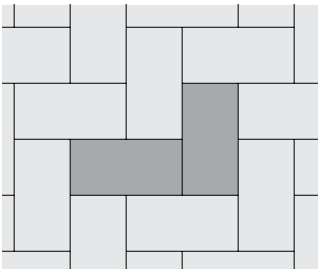
LAYING PATTERNS



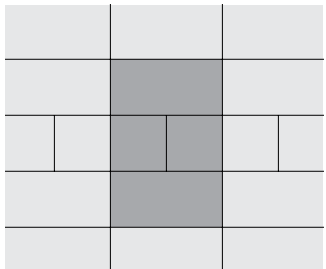
A - 67% Rectangle,  
33% Square



B - 67% Rectangle,  
33% Square



F - 100% Rectangle



G - 67% Rectangle,  
33% Square





Nuvola



Reminiscent of the brick pavers used in old European cities, towns and villages. Copthorne® is a virtually indestructible paver that will not split, crack or fade. Crafted using a special forming process, each piece is uniquely altered, yet the dimensions are consistent for easy, efficient installation.

### COLORS\*



BURGUNDY RED



BURNT CLAY



OLD OAK



3 COLOR BLEND  
BLENDED ON SITE

### PRODUCT SPECIFICATIONS



STANDARD  
2½" x 7⅞" x 2⅜"  
(6.5cm x 20cm x 6cm)

#### PRODUCT TECHNOLOGY

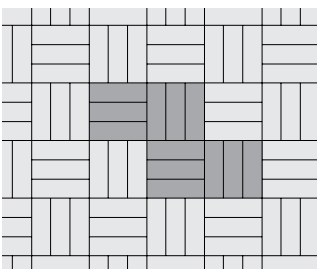
##### Reala™ Surface Technology

Ultra-realistic textures cast from natural stone, brick and historic cobblestones.


##### Ultima™ Concrete Technology

This proprietary manufacturing process creates pavers and walls with up to four times the strength of poured concrete.


### LAYING PATTERNS




A - 100% Standard



B - 100% Standard



C - 100% Standard



D - 100% Standard





3 Color Blend (Burgundy Red, Burnt Clay and Old Oak) with Richcliff® (Pebble Taupe / Dawn Mist) accent and Ledgestone™ (Buff) coping; Walls - Olde Quarry® (Sierra)



The modern, yet elegant, look of Richcliff® will add a touch of class to any landscaping project. Its realistic embossed surface texture is cast from hundreds of natural stone surface textures to ensure a random natural appearance and it is up to four times stronger than ordinary poured concrete, making it an ideal choice for any application.

## COLORS\*



DAWN MIST



PEBBLE TAUPE



PEBBLE TAUPE / DAWN MIST  
BLENDED ON SITE

## PRODUCT TECHNOLOGY

### Reala™ Surface Technology

Ultra-realistic textures cast from natural stone, brick and historic cobblestones.

### Ultima™ Concrete Technology

This proprietary manufacturing process creates pavers and walls with up to four times the strength of poured concrete.

## PRODUCT SPECIFICATIONS

### RANDOM BUNDLE



LARGE RECTANGLE  
12" x 9" x 2⅝"  
(30cm x 22.6cm x 6cm)




SQUARE  
9" x 9" x 2⅝"  
(22.6cm x 22.6cm x 6cm)

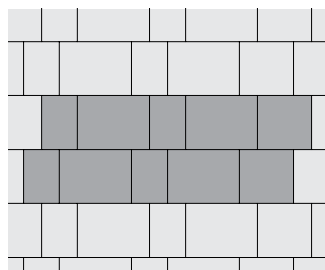


SMALL RECTANGLE  
6" x 9" x 2⅝"  
(15cm x 22.6cm x 6cm)

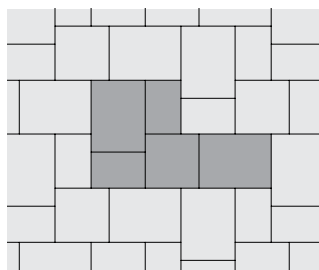
## LAYING PATTERNS



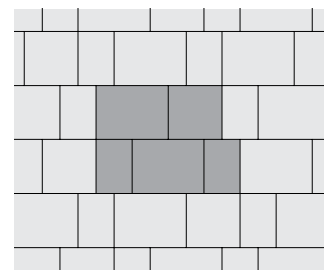
A - 53% 12" x 9", 20% 9" x 9",  
27% 6" x 9"



B - 53% 12" x 9", 20% 9" x 9",  
27% 6" x 9"



C - 53% 12" x 9", 20% 9" x 9",  
27% 6" x 9"



D - 53% 12" x 9", 20% 9" x 9",  
27% 6" x 9"





Pavers - Richcliff® (Dawn Mist) with Courtstone® (Basalt) accent; Grill Island - Rivercrest™ Wall (Coastal Slate)



Bring a sense of old-world Europe to your design with Courtstone®. The unsurpassed strength and realistic texture create an everlasting product which is ideal for driveways and accents.

COLORS\*



BASALT



BELGIAN BLUE



BASALT / BELGIAN BLUE  
BLENDED ON SITE



DAWN MIST



PEBBLE TAUPE



DAWN MIST / PEBBLE TAUPE  
BLENDED ON SITE

PRODUCT SPECIFICATIONS

RANDOM BUNDLE

**XL RECTANGLE**  
5 1/8" x 8 3/8" x 2 3/8"  
(13cm x 21.5cm x 6cm)

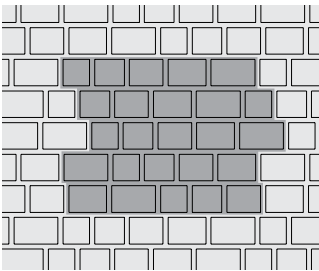
**LARGE RECTANGLE**  
5 1/8" x 7 1/4" x 2 3/8"  
(13cm x 18.5cm x 6cm)

**RECTANGLE**  
5 1/8" x 6 1/2" x 2 3/8"  
(13cm x 16.5cm x 6cm)

**SMALL RECTANGLE**  
5 1/8" x 5 3/4" x 2 3/8"  
(13cm x 14.5cm x 6cm)

**SQUARE**  
5 1/8" x 5 1/8" x 2 3/8"  
(13cm x 13cm x 6cm)

LAYING PATTERN



Random Mix

PRODUCT TECHNOLOGY

**Reala™ Surface Technology**

Ultra-realistic textures cast from natural stone, brick and historic cobblestones.

**Ultima™ Concrete Technology**

This proprietary manufacturing process creates pavers and walls with up to four times the strength of poured concrete.





Dawn Mist and Pebble Taupe



The random dispersion of color and granite particles creates the beauty of Umbriano's unique mottled surface, which resembles the appearance of natural granite. Umbriano's non-slip, stain resistant surface is an ideal selection for driveways, pool decks, patios, commercial plazas and offices.

## COLORS\*



AUTUMN SUNSET



MIDNIGHT SKY



SUMMER WHEAT



WINTER MARVEL

## PRODUCT SPECIFICATIONS



24" x 24" x 2 3/4"  
(60cm x 60cm x 7cm)\*



12" x 24" x 2 3/4"  
(30cm x 60cm x 7cm)\*



16" x 16" x 2 3/4"  
(40cm x 40cm x 7cm)




8" x 16" x 2 3/4"  
(20cm x 40cm x 7cm)



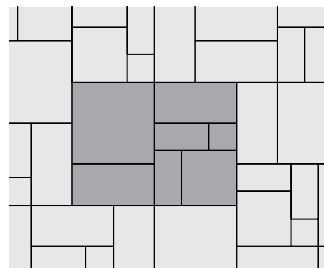
8" x 8" x 2 3/4"  
(20cm x 20cm x 7cm)

\*Umbriano® 24" pavers are not suitable for vehicular applications.

## LAYING PATTERNS



A - 57% 16" x 16", 29% 8" x 16",  
14% 8" x 8"



E - 33% 24" x 24", 33% 12" x 24",  
15% 16" x 16", 15% 8" x 16",  
4% 8" x 8"

## PRODUCT TECHNOLOGY

### EasyClean™ Stain Resistance

An integral surface protection that allows for easier cleanup of spills when they happen, and before a stain can develop.

### ColorFusion™

A proprietary technology that disperses color randomly for a natural, granite-like appearance.





Summer Wheat with Belpasso® (Castano) and Series 3000® (Onyx Black) accents; Steps - Ledgestone™ Fullnose (Buff). Custom Fireplace





With more substantial proportions than Copthorne®, Town Hall™ is cast from original brick street pavers and offers a distressed, time-worn appearance. New Heritage colors contribute to this aesthetic. As well, with Unilock's ever-increasing focus on permeable pavers, Town Hall has been designed to satisfy both traditional and permeable installation methods.

### COLORS\*



BURGUNDY RED



BURNT CLAY



OLD OAK



3 COLOR BLEND  
BLENDED ON SITE



BASALT  
NEW FOR 2014



HERITAGE RED  
NEW FOR 2014



HERITAGE CLAY  
NEW FOR 2014



HERITAGE 2 COLOR BLEND  
BLENDED ON SITE NEW FOR 2014

### PRODUCT SPECIFICATIONS



STANDARD  
4" x 9¾" x 2¾"  
(10cm x 25cm x 7cm)

#### PRODUCT TECHNOLOGY

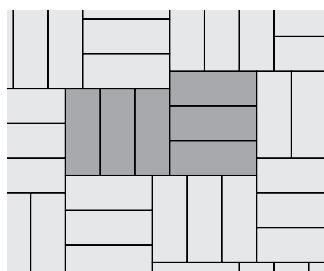
##### Reala™ Surface Technology

Ultra-realistic textures cast from natural stone, brick and historic cobblestones.

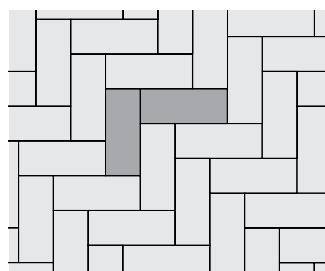
##### Ultima™ Concrete Technology

This proprietary manufacturing process creates pavers and walls with up to four times the strength of poured concrete.


### LAYING PATTERNS



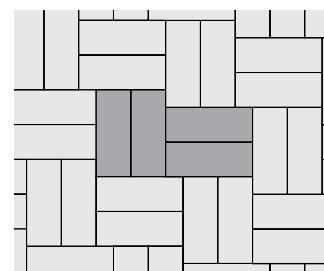
A - 100% Standard



B - 100% Standard



C - 100% Standard



D - 100% Standard





3 Color Blend (Burgundy Red, Burnt Clay and Old Oak) with Brussels Block® (Sandstone) accent



# SERIES 3000®

ENDURACOLOR™  
PLUS

A sophisticated paver with a high-performance surface made from a combination of granite and quartz aggregates. Series 3000® is perfect for residential or commercial driveways, walkways, patios and more.

## COLORS\*



GOLDEN TAN NEW FOR 2014



MINERAL ICE GREY



MOCHA BROWN



ONYX BLACK

## PRODUCT SPECIFICATIONS



24" x 24" x 2 3/4"

(60cm x 60cm x 7cm)\*

**SPECIAL ORDER**  
5cm available via  
special order.

24" x 12" x 2 3/4"

(60cm x 30cm x 7cm)\*

**SPECIAL ORDER**

12" x 12" x 2 3/4"

(30cm x 30cm x 7cm)

6" x 12" x 2 3/4"

(15cm x 30cm x 7cm)

6" x 6" x 2 3/4"

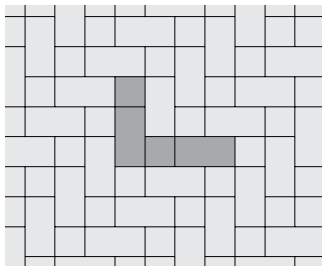
(15cm x 15cm x 7cm)

4" x 8" x 2 3/4" & 3 1/8"

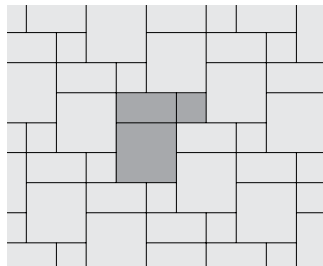
(10cm x 20cm x 7cm)

\*Series 3000® 24" pavers are not suitable for vehicular applications.

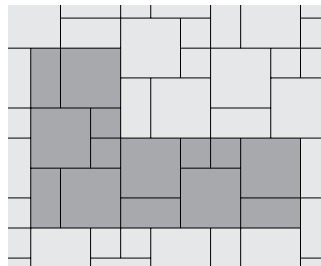
## LAYING PATTERNS



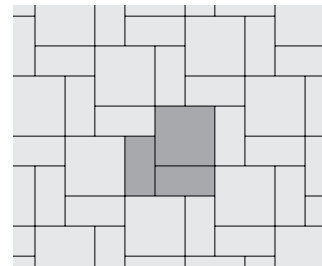
E - 67% 6" x 12", 33% 6" x 6"



F - 57% 12" x 12", 29% 6" x 12",  
14% 6" x 6"



G - 67% 12" x 12", 22% 6" x 12",  
11% 6" x 6"



K - 50% 12" x 12", 50% 6" x 12"





Mineral Ice Grey with Onyx Black accent





# ENDURACOLOR™

Unilock® EnduraColor™ products deliver durability through a perfect union: long-lasting color united with permanent strength.

The top portion of each stone is engineered with concentrated color and special wear-resistant materials. This is permanently united with the stone's base – a sturdier, coarser foundation designed for remarkable strength.

**THE RESULT IS AN EXCEPTIONALLY STRONG STONE WITH COLOR THAT ENDURES.**






AVANTE ASHLAR™




BRUSSELS PREMIER™



IL CAMPO®




BEACON HILL FLAGSTONE™



HOLLANDSTONE  
PREMIER™



TREVIA™



THORNBURY™



CANTERBURY  
PREMIER™



# BEACON HILL FLAGSTONE™

ENDURACOLOR™

Beacon Hill Flagstone™ has a natural appearance and is ideal for almost any landscape project you can imagine. Its soft blended colors and subtle surface design gives Beacon Hill Flagstone a relaxed historic look and feel.

New  
for 2014

## COLORS\*



ALPINE GREY



BAVARIAN BLEND



SYCAMORE

## PRODUCT SPECIFICATIONS

### RANDOM BUNDLE



LARGE RECTANGLE  
21" x 14" x 2 3/8"  
(54cm x 36cm x 6cm)



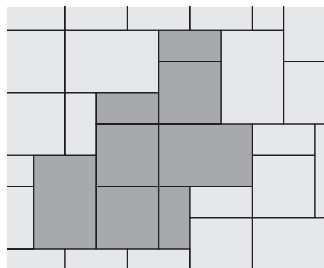
SQUARE  
14" x 14" x 2 3/8"  
(36cm x 36cm x 6cm)



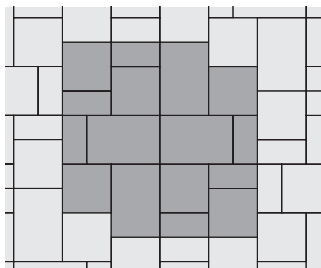
SMALL RECTANGLE  
7" x 14" x 2 3/8"  
(18cm x 36cm x 6cm)

Beacon Hill Flagstone™ is not suitable for vehicular applications.

## LAYING PATTERNS



A - 40% Large Rectangle,  
20% Small Rectangle,  
40% Square



B - 40% Large Rectangle,  
20% Small Rectangle,  
40% Square





Bavarian Blend with Il Campo® (Coffee Creek) accent; Walls - Olde Quarry® (Coffee Creek) with Ledgestone™ (Buff) coping



Thornbury's modestly textured surface and three compatible sizes allow for a pleasing random look and feel. This product is ideal for driveways, patios, walkways and more.

COLORS\*



ALPINE GREY



BAVARIAN BLEND



SYCAMORE

PRODUCT SPECIFICATIONS

RANDOM BUNDLE



LARGE RECTANGLE  
13¼" x 16½" x 2¾"  
(35cm x 42cm x 7cm)




MEDIUM RECTANGLE  
13¼" x 8¼" x 2¾"  
(35cm x 21cm x 7cm)




SMALL RECTANGLE  
6⅞" x 8¼" x 2¾"  
(17.3cm x 21cm x 7cm)

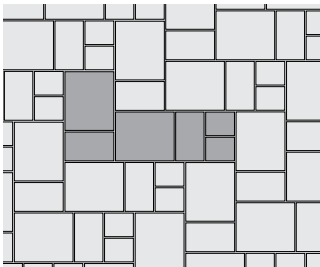
LAYING PATTERNS



A - 49% Large Rectangle,  
34% Medium Rectangle,  
17% Small Rectangle



B - 49% Large Rectangle,  
34% Medium Rectangle,  
17% Small Rectangle



C - 49% Large Rectangle,  
34% Medium Rectangle,  
17% Small Rectangle





Sycamore with Brussels Block® (Sandstone) accent; Fire pit, Seat Wall and Pillars - Brussels Dimensional Stone® (Coffee Creek) with Brussels Fullnose™ (Sandstone) coping and Ledgestone™ (Buff) pillar caps



Exclusive to Unilock®, Il Campo® features irregular lines brushed across each paver. It's a richly detailed look that's striking and inviting, and gives you the ability to create unique geometric and random patterns.



Heritage Brown

## COLORS\*



BAVARIAN BLEND  
NEW FOR 2014



COFFEE CREEK



HERITAGE BROWN



OAKWOOD

## PRODUCT SPECIFICATIONS



24" x 24" x 2 3/4"  
(60cm x 60cm x 7cm)\*  
SPECIAL ORDER



24" x 12" x 2 3/4"  
(60cm x 30cm x 7cm)\*  
SPECIAL ORDER



12" x 12" x 2 3/4"  
(30cm x 30cm x 7cm)



6" x 12" x 2 3/4"  
(15cm x 30cm x 7cm)

### RANDOM BUNDLE



6" x 8" x 2 3/4"  
(15cm x 20cm x 7cm)



6" x 6" x 2 3/4"  
(15cm x 15cm x 7cm)



4" x 6" x 2 3/4"  
(10cm x 15cm x 7cm)



4" x 8" x 2 3/4"  
(10cm x 20cm x 7cm)

\*Il Campo® 24" pavers are not suitable for vehicular applications.



# BRUSSELS PREMIER™

ENDURACOLOR™

New  
for 2014

Brussels Premier™ has all the features and relaxed appearance of our time-tested Brussels Block® with the added strength and durability of Unilock's exclusive EnduraColor™ Technology.



## COLORS\*



BAVARIAN BLEND



SYCAMORE

## PRODUCT SPECIFICATIONS



XL STONE  
8¼" x 13¾" x 2¾"  
(20.8cm x 34.8cm x 7cm)



STANDARD STONE  
6⅞" x 8¼" x 2¾"  
(17.3cm x 20.8cm x 7cm)



HALF STONE  
4⅞" x 6⅞" x 2¾"  
(10.4cm x 17.3cm x 7cm)



Trevia's beautiful appearance was inspired by natural flagstone, but its advantage lies in its strength and consistency, which is unique to Unilock's EnduraColor™ manufacturing technology. With only two unit sizes in the bundle, installation is quick and uncomplicated.



Shadow Creek

COLORS\*



ALMOND GROVE



SHADOW CREEK

PRODUCT SPECIFICATIONS

RANDOM BUNDLE

A-UNITS

B-UNITS

A Units measure  
15" x 21½" x 2¾"  
(38cm x 54.6cm x 7cm)

B Units measure  
13" x 15¾" x 2¾"  
(33cm x 40cm x 7cm)



# AVANTE ASHLAR™

ENDURACOLOR™

This unique ashlar design incorporates several random shapes with varying textures into one module, giving you a natural stone appearance that is quick and easy to install.



Shadow Creek; Steps - Brussels Fullnose™ with Copthorne® accent

## COLORS\*



ALMOND GROVE



OAKWOOD



SHADOW CREEK

## PRODUCT SPECIFICATIONS

### RANDOM BUNDLE



UNIT A  
11½" x 19" x 2¾"  
(29.1cm x 48.5cm x 7cm)



UNIT B  
11½" x 19" x 2¾"  
(29.1cm x 48.5cm x 7cm)



UNIT C  
11½" x 19" x 2¾"  
(29.1cm x 48.5cm x 7cm)



UNIT D  
11½" x 19" x 2¾"  
(29.1cm x 48.5cm x 7cm)



# HOLLAND PREMIER™

ENDURACOLOR™

An excellent choice for both residential and commercial installations. Its color-fastness comes from a specialized face-mix which is molded into the surface of the stone.



Heritage Brown with Granite accent

## COLORS\*



CHARLESTON



GRANITE



HERITAGE BROWN



RIVER



SIERRA



BROWN  
NEW FOR 2014

## PRODUCT SPECIFICATIONS



STANDARD  
4" x 8" x 2 3/8"  
10cm x 20cm x 6cm



# CANTERBURY PREMIER™

ENDURACOLOR™

A smooth face-mix surface resulting in a modern, sophisticated look, making its a great choice for patios and driveways. It can be used in contemporary settings as well as with more traditional architecture.



Autumn Red

## COLORS\*



AUTUMN RED



RIVER



SIERRA

## PRODUCT SPECIFICATIONS



RECTANGLE  
5½" x 8¼" x 2⅜"  
(14cm x 21cm x 6cm)



SQUARE  
5½" x 5½" x 2⅜"  
(14cm x 14cm x 6cm)



The background of the entire page is a close-up, high-resolution photograph of a stone surface, likely a patio or walkway. The stones are irregular in shape and color, ranging from light beige to dark grey, with visible veins and textures. The lighting creates soft shadows, emphasizing the three-dimensional quality of the stone. On the left side, there is a dark, semi-transparent vertical band that serves as a backdrop for the logo and text.

# STONE<sup>TM</sup>MARK

Unilock® StoneMark™ products are designed to add classic elegance to any project with all the surface texture and color variation of natural stone, but the durability and precision of a manufactured paver. Unlike natural flagstone textures that can feel coarse and trap dirt, our proprietary manufacturing process produces products that are smooth to the touch.

**STONEMARK. FOR THE RUSTIC ELEGANCE OF NATURAL FLAGSTONE.**





RIVENSTONE™



YORKSTONE™



TORINO™



# RIVENSTONE™

Available in two nature inspired shades, Rivenstone™ combines the durability of concrete with the character and flexibility of natural stone. Its an ideal choice for those looking to add enduring quality and timeless appeal to walkways, courtyards, pool surrounds, terraces and patios.

## COLORS\*



BLUESTONE



CANYON

## PRODUCT TECHNOLOGY

### Reala™ Surface Technology

Ultra-realistic textures cast from natural stone, brick and historic cobblestones.

## PRODUCT SPECIFICATIONS



24" x 24" x 1 3/4"  
(60cm x 60cm x 4.5cm)



18" x 24" x 1 3/4"  
(45cm x 60cm x 4.5cm)



18" x 18" x 1 3/4"  
(45cm x 45cm x 4.5cm)




12" x 24" x 1 3/4"  
(30cm x 60cm x 4.5cm)




12" x 12" x 1 3/4"  
(30cm x 30cm x 4.5cm)

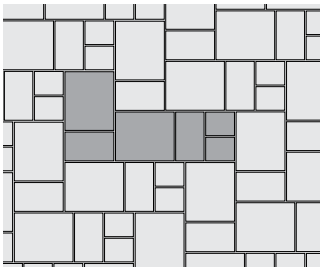
## LAYING PATTERNS



A - 49% Large Rectangle,  
34% Medium Rectangle,  
17% Small Rectangle



B - 49% Large Rectangle,  
34% Medium Rectangle,  
17% Small Rectangle



C - 49% Large Rectangle,  
34% Medium Rectangle,  
17% Small Rectangle

Rivenstone™ is not suitable for vehicular applications.





Bluestone; Walls - Rivercrest™ (Buff) with Ledgestone™ (Buff) coping



# TORINO™

The look and feel of travertine, but the durability and the precision of a Unilock concrete paver, is what sets Torino apart from all other slabs. Ideally suited for walkways, patios and pool decks, the light color of Torino provides a cool surface to walk on and is pool salt and chlorine resistant too.



Bluestone with Copthorne® (3 Color Blend) accent

## COLORS\*



BLUESTONE



SAHARA

## PRODUCT SPECIFICATIONS



24" x 24" x 1 3/4"  
(60cm x 60cm x 4.5cm)



18" x 24" x 1 3/4"  
(45cm x 60cm x 4.5cm)



12" x 24" x 1 3/4"  
(30cm x 60cm x 4.5cm)

Torino™ is not suitable for vehicular applications.

### PRODUCT TECHNOLOGY

#### Reala™ Surface Technology

Ultra-realistic textures cast from natural stone, brick and historic cobblestones.



# YORKSTONE™

Yorkstone™ blends the time-tested charm of natural fossilized flagstone with the durability and consistency of concrete. Earthy color tones result in a product that is rich in both appearance and character.



Iron River

## COLORS\*



HONEY GOLD



IRON RIVER

## PRODUCT SPECIFICATIONS



24" x 24" x 1¾"  
(60cm x 60cm x 4.5cm)



18" x 24" x 1¾"  
(45cm x 60cm x 4.5cm)



12" x 24" x 1¾"  
(30cm x 60cm x 4.5cm)

Yorkstone™ is not suitable for vehicular applications.

Visit [unilock.com](http://unilock.com) for laying patterns.






# CLASSIC

Unilock® Classic pavers are tried and true shapes and designs, some of which have been on the market for more than 30 years.

From traditional rectangular shapes, to larger format sizes, to the relaxed appearance of our tumbled pavers, there are many style options to choose from within our Classic paver collection.







# BRUSSELS BLOCK®

Introduced by Unilock®, Brussels Block® is the original tumbled paver of North America. Its timeless warmth, relaxed appearance and tumbled finish make it a one-of-a-kind paver that reflects the design cues of quarried stone.

## COLORS\*



COFFEE CREEK



LIMESTONE



PRAIRIE



SANDSTONE



SIERRA

## PRODUCT SPECIFICATIONS



XL STONE  
8 1/4" x 13 3/4" x 2 3/4"  
(20.8cm x 34.8cm x 7cm)



STANDARD STONE  
6 7/8" x 8 1/4" x 2 3/4"  
(17.3cm x 20.8cm x 7cm)

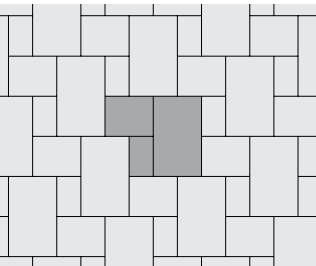


HALF STONE  
4 1/8" x 6 7/8" x 2 3/4"  
(10.4cm x 17.3cm x 7cm)

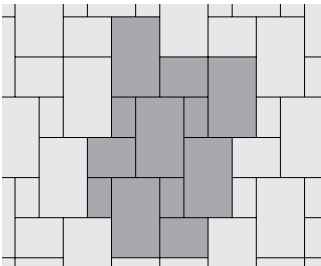


FULLNOSE  
6" x 12" x 2 3/4"  
(15cm x 30cm x 7cm)

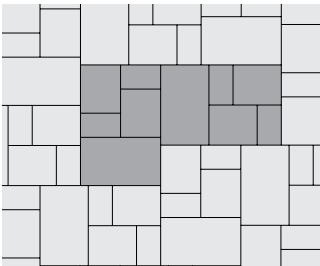
## LAYING PATTERNS




Y - 57% XL, 29% Standard,  
14% Half



Z - 67% XL, 20% Standard,  
13% Half



AF - 40% XL, 40% Standard,  
20% Half Stone



AF - 40% XL, 40% Standard,  
20% Half





Coffee Creek with Copthorne® (3 color blend) inset and circle accent



# STONEHENGE®

Immediately after your Stonehenge® patio is installed, it will look like it has been there for years thanks to the beauty of its aged, weathered appearance. Stonehenge® features three unit sizes, allowing for a random or fixed pattern.



Coffee Creek; Steps - Brussels Dimensional Stone® (Sandstone).

## COLORS\*



COFFEE CREEK



RIVER



SIERRA

## PRODUCT SPECIFICATIONS



LARGE SQUARE  
12" x 12" x 2¾"  
(30cm x 30cm x 7cm)



RECTANGLE  
6" x 12" x 2¾"  
(15cm x 30cm x 7cm)



SMALL SQUARE  
6" x 6" x 2¾"  
(15cm x 15cm x 7cm)



# OLDE GREENWICH COBBLE®

A flexible paver system boasting rounded corners and subtly indented chamfers.



Sierra

## COLORS\*



AUTUMN RED



PRAIRIE



RIVER



SIERRA

## PRODUCT SPECIFICATIONS



LARGE RECTANGLE  
7" x 9½" x 2⅜"  
(18cm x 24cm x 6cm)



MEDIUM RECTANGLE  
4¾" x 7" x 2⅜"  
(12cm x 18cm x 6cm)



SMALL SQUARE  
4¾" x 4¾" x 2⅜"  
(12cm x 12cm x 6cm)



SMALL RECTANGLE  
2⅜" x 4¾" x 2⅜"  
(6cm x 12cm x 6cm)



# HOLLANDSTONE™

The design flexibility, scope of color, simple rectangle shape and ease of installation contribute to Hollandstone's widespread appeal.

## COLORS\*



AUTUMN RED



CHARCOAL



PRAIRIE



RED



RIVER



RUSTIC RED



SIERRA



River

## PRODUCT SPECIFICATIONS

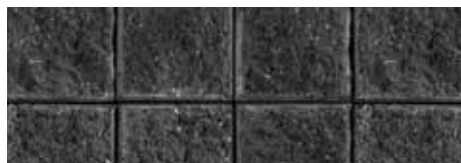


STANDARD  
4" x 8" x 2 3/8"  
(10cm x 20cm x 6cm)

# UNIGRANITE®

Manufactured with real granite chips, Unigranite® gives you the ability to add majesty and character to your design. Hand split or saw-cut, it provides a unique accent.

## COLORS\*




DARK CHARCOAL



ROSE



SLATE



Slate with Series 3000® (Renaissance and Black Granite) and Umbriano® (Autumn Sunset)

## PRODUCT SPECIFICATIONS



LARGE SQUARE  
6" x 6" x 2 3/4"  
(15cm x 15cm x 7cm)



SMALL SQUARE  
4" x 4" x 2 3/4"  
(10cm x 10cm x 7cm)



# ECO-PRIORA™

Eco-Priora™ features the Il Campo® textured surface with EnduraColor™ for an attractive look that will last. Its the perfect solution for residential or commercial installation. Designed with special spacer bars and the resulting 7mm gap is filled with a clear, fine stone chip that allows the rapid penetration of rainwater into the sub-base and subsoil.



Left - Heritage Brown (Il Campo® finish); Right - Tumbled Sierra.

## COLORS\* & PRODUCT SPECIFICATIONS

### STANDARD & TUMBLED FINISH



RIVER



RIVER TUMBLED  
SPECIAL ORDER IN 10" X 10"



SIERRA



SIERRA TUMBLED  
SPECIAL ORDER IN 10" X 10"



LARGE SQUARE  
10" x 10" x 3 1/8"  
(24cm x 24cm x 8cm)



RECTANGLE  
5" x 10" x 3 1/8"  
(12cm x 24cm x 8cm)

### IL CAMPO® FINISH **ENDURACOLOR™**



COFFEE CREEK  
SPECIAL ORDER IN 10" X 10"



HERITAGE BROWN  
SPECIAL ORDER IN 10" X 10"



LARGE SQUARE  
10" x 10" x 3 1/8"  
(24cm x 24cm x 8cm)  
SPECIAL ORDER



RECTANGLE  
5" x 10" x 3 1/8"  
(12cm x 24cm x 8cm)

Eco-Priora™ can be manufactured in a variety of custom colors and textures. Minimum quantities may apply. Please contact your Unilock® representative for more details.





# VERTICAL DIMENSIONS

Unilock® wall systems allow you, your landscape designer or your contractor to design and build almost anything imaginable! Beyond steps, pillars, seat walls and grill islands, creative features such as outdoor showers, mailboxes, waterfalls and entrance archways are only the beginning of what can be designed for your outdoor living retreat.

Incorporate Unilock accent pavers to bring added customization and elegance to your vertical features.







RIVERCREST™ WALL



PISA2®



BRUSSELS DIMENSIONAL STONE®



OLDE QUARRY®



ESTATE WALL®



# LEDGESTONE™ COPING & PILLAR CAP

Ledgestone™ coping and pillar cap is Unilock's universal coping system that is turning heads with its remarkably natural yet refined appearance. Featuring pitched edges and two color options to work with, Ledgestone™ can be used to cap almost any Unilock® landscape wall.

## COLORS\*



BUFF



BLUE



GREY

## PRODUCT TECHNOLOGY

### Reala™ Surface Technology

Ultra-realistic textures cast from natural stone, brick and historic cobblestones.

## PRODUCT SPECIFICATIONS



COPING UNIT  
12" x 24" x 3"  
(30.5cm x 61cm x 7.5cm)



PILLAR CAP  
24" x 24" x 4"  
(61cm x 61cm x 10cm)



FULLNOSE UNIT  
12" x 24" x 1¾"  
(30.5cm x 61cm x 4.5cm)



CLOSED END UNIT  
12" x 24" x 3"  
(30.5cm x 61cm x 7.5cm)



36" LEDGESTONE STEP  
36" x 18" x 6"  
(91.4cm x 45.7cm x 15.2cm)  
AVAILABLE IN  
BUFF AND GREY ONLY



48" LEDGESTONE STEP  
48" x 24" x 6"  
(122cm x 61cm x 15.2cm)  
AVAILABLE IN  
BUFF AND GREY ONLY





Richcliff® and Copthorne® pavers with Ledgestone™ (Buff) coping



Olde Quarry® with Ledgestone™ (Buff) coping and pillar cap



Legestone™ (grey) steps



Brussels Block® with Il Campo® accents  
and Ledgestone™ (Buff) fullnose



# RIVERCREST™ WALL

Stacked flagstone has been used for centuries for small garden walls and pillars. With the award winning Rivercrest™ Wall, you get the character and flexibility of natural stone combined with the durability and affordability of concrete.

## COLORS\*



BUFF



COASTAL SLATE



In 2013, Rivercrest™ Wall received the “red dot” award for high design quality and innovation.

red dot

[www.registration.pd.red-dot.de](http://www.registration.pd.red-dot.de)

## PRODUCT TECHNOLOGY

### Reala™ Surface Technology

Ultra-realistic textures cast from natural stone, brick and historic cobblestones.

## PRODUCT SPECIFICATIONS

### RANDOM



**STANDARD UNIT 1**  
8" x 9-10" x 2¼"  
(20cm x 23-25cm x 6cm)



**STANDARD UNIT 2**  
12" x 9-10" x 2¼"  
(31cm x 23-25cm x 6cm)



**STANDARD UNIT 3**  
12" x 9-10" x 2¼"  
(31cm x 23-25cm x 6cm)



**STANDARD UNIT 4**  
17" x 9-10" x 2¼"  
(42.5cm x 23-25cm x 6cm)

### JUMPER BUNDLE\* NEW FOR 2014



**JUMPER UNIT 1**  
8" x 9-10" x 4½"  
(20cm x 23-25cm x 11.4cm)



**JUMPER UNIT 2**  
12" x 9-10" x 4½"  
(31cm x 23-25cm x 11.4cm)



**JUMPER UNIT 3**  
12" x 9-10" x 4½"  
(31cm x 23-25cm x 11.4cm)



**JUMPER UNIT 4**  
17" x 9-10" x 4½"  
(42.5cm x 23-25cm x 6cm)

### CORNER BUNDLE



**LONG CORNER UNIT**  
12" x 9-10" x 2¼"  
(31cm x 23-25cm x 6cm)



**SHORT CORNER UNIT**  
10" x 9-10" x 2¼"  
(25cm x 23-25cm x 6cm)



**LONG COPING**  
22" x 11" x 2¼"  
(56cm x 28cm x 6cm)



**JUMPER CORNER UNIT\***  
12" x 9-10" x 4½"  
(31cm x 23-25cm x 6cm)

\*Accent jumper is available in Grey and Buff only.





Rivercrest™ Wall (Coastal Slate); Pavers - Richcliff® (Pebble Taupe/Dawn Mist) with Courtstone® (Basalt) accent



Rivercrest™ Wall (Coastal Slate); Pavers - Avante Ashlar™ (Almond Grove); Steps - Brussels Fullnose™ with Copthorne® accent



Rivercrest™ Wall (Buff) with Belpasso® (Castano) accent; Pavers - Umbriano® (Summer Wheat) with Belpasso® (Castano) accent



# OLDE QUARRY®

Whether your plans call for constructing a curved wall, seat wall, planters, steps, edging or even an outdoor kitchen, the look will be commanding and impressive with the antiqued finish of Olde Quarry®. The flexibility of Olde Quarry makes it one of the most significant landscape design products available today. Available in a variety of colors, it can be matched to almost any paver project.

## COLORS\*



COFFEE CREEK



PRAIRIE



RIVER



SANDSTONE



SIERRA

We recommend Unilock's LedgeStone™ coping and pillar caps (page 98) to complement this great wall system.



## PRODUCT SPECIFICATIONS



STANDARD/CORNER  
4½" x 9" x 12"  
(11.5cm x 23cm x 30cm)



15" UNIT  
15" x 4½" x 9"  
(38cm x 11.5cm x 23cm)



12" UNIT  
12" x 4½" x 9"  
(30.5cm x 11.5cm x 23cm)



9" UNIT  
9" x 4½" x 9"  
(23cm x 11.5cm x 23cm)



COPING  
12" x 3" x 9"  
(30.5cm x 7.5cm x 23cm)





Sierra with Copthorne® (Burgundy Red) accent and LedgeStone™ (Buff) coping



Sandstone with Series 3000® (Onyx Black) accent



Sandstone



# ESTATE WALL®

The unique antique-textured finish of Estate Wall® creates the appearance of aged, natural rock. Create virtually any outdoor grill island, fireplace, seat wall, planter, step or pillar design with multiple sizes.

## COLORS\*



COFFEE CREEK NEW FOR 2014



PRAIRIE



RIVER



SANDSTONE



SIERRA

We recommend Unilock's LedgeStone™ coping and pillar caps (page 98) to complement this great wall system.



## PRODUCT SPECIFICATIONS

### 6" RANDOM BUNDLE




6" LARGE UNIT  
15" (12½") x 6" x 9"  
(38cm {32cm} x 15cm  
x 23cm)

6" MEDIUM UNIT  
12½" (10") x 6" x 9"  
(32cm {25cm} x 15cm  
x 23cm)

6" SMALL UNIT  
10" (7½") x 6" x 9"  
(25cm {19cm} x 15cm  
x 23cm)

6" CORNER  
12½" x 6" x 9"  
(32cm x 15cm x 23cm)

### 3" RANDOM BUNDLE



3" LARGE UNIT  
15" (12½") x 3" x 9"  
(38cm {32cm} x 7.5cm  
x 23cm)

3" MEDIUM UNIT  
12½" (10") x 3" x 9"  
(32cm {25cm} x 7.5cm  
x 23cm)

3" SMALL UNIT  
10" (7½") x 3" x 9"  
(25 cm {19cm} x 7.5cm  
x 23cm)

COPING  
12½" (9½") x 3" x 12"  
(32cm {24cm} x 7.5cm  
x 30cm)





River




Sandstone with Series 3000® (Onyx Black) accent and LedgeStone® (Buff) coping



# PISA2®

The built-in setback design of Pisa2® automatically forms the correct slope, ensuring a highly stable retaining wall. Utilizing the product's tapered components, you can form curved walls and steps.



Nevada

## COLORS\*



NEVADA



SIERRA

## PRODUCT SPECIFICATIONS



TAPERED  
8" x 6" x 12"  
(20cm x 15cm x 30cm)



CORNER  
12" x 6" x 8"  
(30cm x 15cm x 20cm)



12" COPING  
12" x 3" x 12"  
(30cm x 7.5cm x 30cm)



# BRUSSELS DIMENSIONAL STONE®

With its antique weathered appearance, Brussels Dimensional Stone® mirrors the appearance of weathered natural stone. The beauty of Brussels Dimensional Stone, is its incredible flexibility to construct planter walls, steps, pillars, outdoor kitchens and many other landscape features.



Sandstone



Sierra

## COLORS\*



COFFEE CREEK



LIMESTONE



PRAIRIE



SANDSTONE



SIERRA

## PRODUCT SPECIFICATIONS



STANDARD  
4" x 8" x 12"  
(10cm x 20cm x 30cm)



NEW FOR 2014  
SMALL TAPERED UNIT  
9" x 4" x 8"  
(22.9cm x 10cm x 20cm)

Small tapered unit only available in  
Coffee Creek, Sierra and Sandstone.



# ROMANPISA®

A distressed appearance that gives the impression that it has been around for decades. Admired as much for its versatility as its look, RomanPisa® can be used to form straight or curved walls, as well as planters and steps.

## COLORS\*



NEVADA



SIERRA



Nevada

## PRODUCT SPECIFICATIONS



TAPERED  
8" x 6" x 12"  
(20cm x 15cm x 30cm)



CORNER  
12" x 6" x 8"  
(30cm x 15cm x 20cm)



12" COPING  
12" x 3" x 12"  
(30cm x 7.5cm x 30cm)

We recommend Unilock's LedgeStone™ coping and pillar caps (page 98) to complement this great wall system.

# STACKSTONE®

This versatile small stone wall is a favorite for light duty garden applications. It makes all curved and straight garden walls, planters, fire pits and water features possible.

## COLORS\*



NEVADA



SIERRA



Nevada

## PRODUCT SPECIFICATIONS



WEDGE UNIT  
8" x 4" x 8"  
(20cm x 10cm x 20cm)



# UNILOCK® ELEMENTS



## PRE-BUILT FIREPLACE FEATURES:

- | Attractive and functional
- | Built to exacting standards
- | Installs in less time
- | Coordinates beautifully with new or existing Unilock® paving stones
- | Built with UL-approved fireboxes and grills (gas units available)
- | Extends your outdoor living season

### TUSCANY FIREPLACE

Sierra with Cophthorne® accent.



### BARCELONA FIREPLACE

Barcelona River with Richcliff®



## CUSTOM SOLUTIONS

Unilock® also offers custom designed solutions of many styles of fireplaces, grill islands, bars, fire tables and more, from Harmony Outdoor Living Inc., builders of modular and custom outdoor elements. Ask us for details.



All Element fireplaces are pre-built in the factory and can be installed in any location accessible by forklift.

## ADDITIONAL ELEMENTS

Water Features, Brick Ovens, Fire Pits & Fire Tables, Pillars, Grill Islands. Visit [unilock.com](http://unilock.com) for more information.

## BRUSSELS DIMENSIONAL STONE® SUNSET FIRE PITS



Sandstone



Coffee Creek



Sierra



Round  
(shown in Sierra)



Square  
(shown in Sierra)

### OPTIONAL FIRE PIT GRILL

This optional grill fits securely into either the round or square fire pit.





# INDEX

Avante Ashlar™.....	79	Outdoor Idea Center.....	11
Beacon Hill Flagstone™.....	72	Outdoor Living.....	32
Belpasso®.....	56	Permeable Pavers.....	92
Brussels Block®.....	90	Pisa2®.....	106
Brussels Dimensional Stone®.....	107	Pool Decks.....	42
Brussels Premier™.....	77	Quality Assured.....	14
Canterbury Premier™.....	81	Richcliff®.....	60
Classic.....	88	Rivercrest™ Wall.....	100
Copthorne®.....	58	Rivenstone™.....	84
Courtstone®.....	62	RomanPisa®.....	108
Design Ideas.....	6	Series 3000®.....	68
Driveways.....	18	StackStone®.....	108
Eco-Priora™.....	95	StoneMark™.....	82
EnduraColor™.....	70	Stonehenge®.....	92
EnduraColor™ Plus.....	54	Style & Technology.....	12
Entrances & Walkways.....	26	Thornbury™.....	74
Estate Wall®.....	104	Torino™.....	86
Finishing Touches.....	50	Town Hall™.....	66
Hollandstone™.....	94	Trevia™.....	78
Holland Premier™.....	80	Umbriano®.....	64
Il Campo®.....	76	Unigranite®.....	94
Joint Stabilizing Materials.....	52	Unilock® Elements.....	109
Ledgestone™ Coping.....	98	Vertical Dimensions.....	96
Olde Greenwich Cobble.....	93	Yorkstone™.....	87
Olde Quarry®.....	102		



This symbol indicates that the Unilock® product you are looking at facilitates the flow of water from the surface into the joints and into the ground below.

Unilock® is the exclusive manufacturer of Elegance® in North America.

Umbriano® is a trademark of Metten Stein + Design GmbH & Co KG used under license by Unilock®.

Hengestone Holdings, Inc. is the owner or authorized user of all trademarks used in this publication unless otherwise specified.

Measurements throughout this portfolio are nominal.

Not all products shown are available at all Unilock® locations.

Log on to [unilock.com](http://unilock.com) for availability.

\*Colors shown in this catalogue should be used only as a guide. Colors should always be chosen from actual samples. Contact your local Unilock® representative for color availability in your area.

©2014 Hengestone Holdings, Inc.



# UNILOCK® RESOURCES

We know that planning an outdoor project is stressful and at times can feel overwhelming. Help is just a click away at [unilock.com](http://unilock.com).



## PRODUCT INFORMATION

Get detailed information on all product features, sizes, shapes, colors, laying patterns and design combinations.



## CONNECT WITH EXPERTS

Looking for a Unilock® Professional Installer? Dealer? Or expert advice from a product specialist? We'll put you in touch with whomever you need!



## PROJECT IDEAS

We've got hundreds of inspiring images, tips on choosing colors and patterns, and how to make your project special.



## UVISION™ SHEETS

UVision™ true-to-life scale and color sample sheets help you envision your project even before breaking ground. Order yours online today.

Follow us...







UNILOCK.COM | 1-800-UNILOCK

BOSTON (508) 278-4536	CLEVELAND (330) 927-4000	NEW YORK (845) 278-6700
BUFFALO (716) 822-6074	DETROIT (248) 437-7037	TORONTO (416) 646-9000
CHICAGO (630) 892-9191	MILWAUKEE (262) 742-3890	

